



(2017)

ANNUAL CRIME STATISTICS

ANNUAL CRIME STATISTICS 2017

Comparative analysis of Crime Statistics for the year 2016 and 2017 showed remarkable results:

Police received a total of **201,936** complaints throughout the country in the year 2017 as against **202,276** the previous year. This represents a decrease of **three hundred and forty (340)** cases, which translates into **-0.2%**. Out of this total, **191,770** representing **95.0%** were registered as true cases whilst the remaining **10,166** cases representing **5.0%** were refused. The cases, which were refused, were regarded as trivial, civil in nature or false and so did not warrant Police action.

Out of the true cases, **24,350** cases were sent to court for prosecution. At the court, **7,753** cases representing **31.8%** gained conviction whilst **707** representing **2.9%** were acquitted. At the close of the year 2017, **15,890** cases representing **65.3%** of the total number of cases sent to court for prosecutions were awaiting trial. A total of **26,173** cases were closed as undetected whilst **141,247** cases representing **73.7 %** of the total number of true cases were under investigation at the close of the year 2017.

CRIME REVIEW

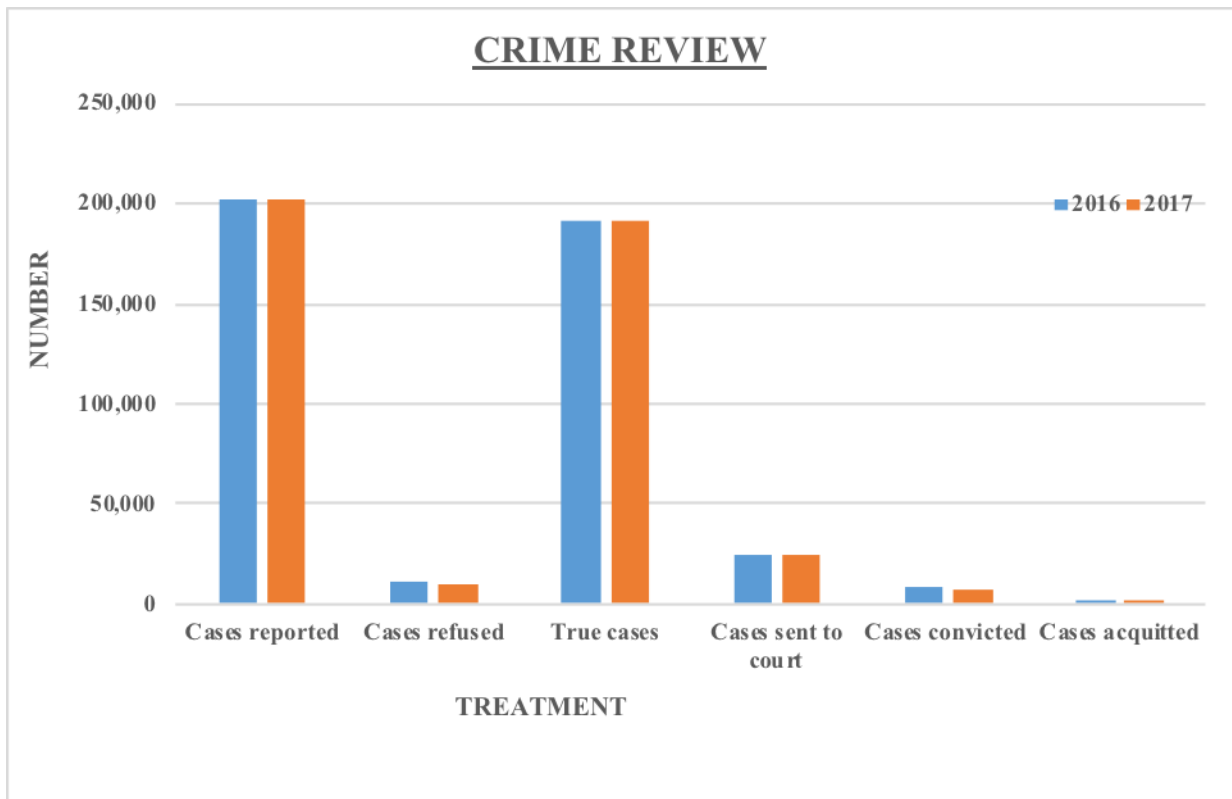
- ✦ Figures on the total number of cases reported to the Police throughout the country and their treatments are given as follows:

TOTAL NUMBER OF CASES REPORTED	201,936
Total number of cases refused	10,166
Total number of true cases	191,770
Total number of cases sent to court	24,350
Total number of cases convicted	7,753
Total number of cases acquitted	707
Total number of cases awaiting trial	15,890
Total number of cases closed	26,173
TOTAL NUMBER OF CASES UNDER INVESTIGATION	141,247

A crime review table for 2016 and 2017 and their related percentage changes are given below:

	2016	2017	% CHANGE
CASES REPORTED	202,276	201,936	-0.2
Cases refused	11,457	10,166	-11.3
True cases	190,819	191,770	0.5
Cases sent to court	24,924	24,350	-2.3
Cases convicted	8,047	7,753	-3.7
Cases acquitted	662	707	6.8
Cases awaiting trial	16,215	15,890	-2.0
Cases closed	25,027	26,173	4.6
Cases under investigation	140,868	141,247	0.3

Graphical Representation of the National Crime Review:



CRIMES COMMONLY COMMITTED

All the Commonly Committed Offences registered decreases with the exception of stealing and causing harm which showed increases of 122 and 354 cases representing **0.2%** and **11.3%** respectively. As usual, Assault emerged as the most highly committed Criminal Offence in the country.

Below is the tabular representation of the Commonly Committed Offences for the years 2016 & 2017:

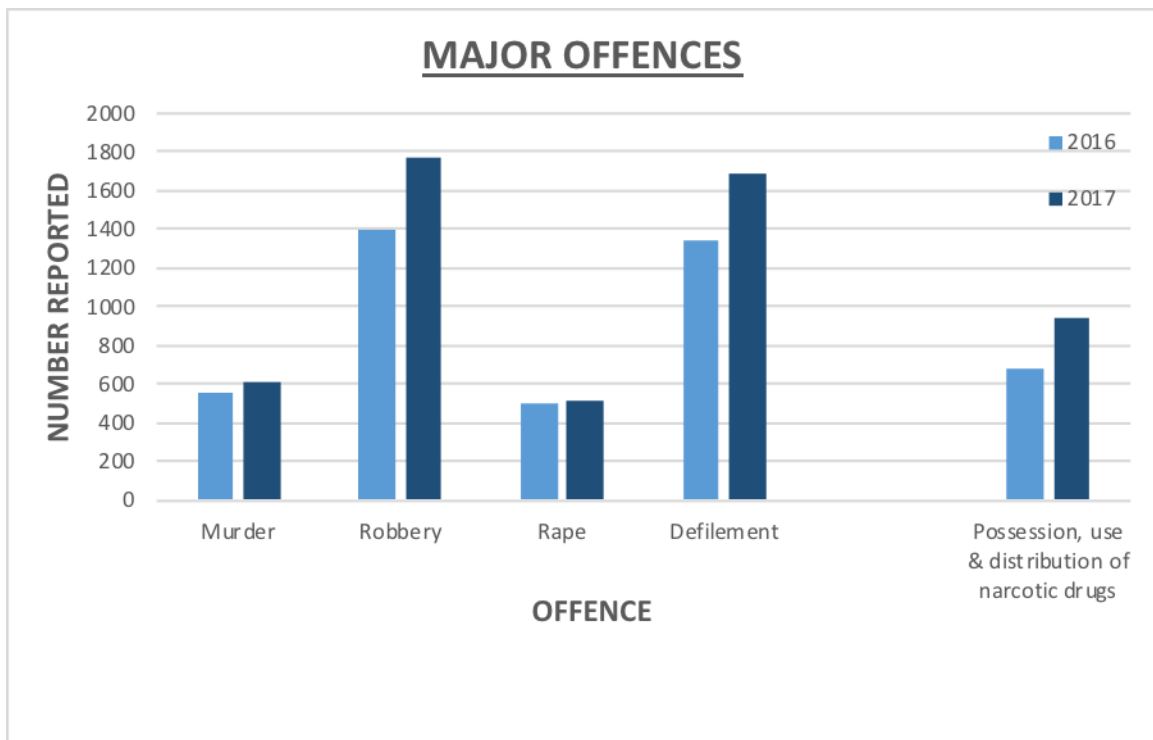
OFFENCE	NUMBER REPORTED (YEAR)		% CHANGE
	2016	2017	
Assault	59, 158	57737	-2.4
Stealing	54, 802	54924	0.2
Threatening	22, 590	21716	-3.9
Fraud	17, 667	16631	-5.9
Causing damage	11, 012	10823	-1.7
Causing harm	3, 123	3477	11.3
Unlawful entry	1, 201	1194	-0.6

MAJOR OFFENCES

Figures for some offences which were considered Most Serious and attracted public concern are given as follows: -

OFFENCE	YEAR		% CHANGE
	2016	2017	
Murder	549	609	10.9
Robbery	1397	1772	26.8
Rape	497	514	3.4
Defilement	1341	1686	25.7
Possession, use & distribution of narcotic drugs	681	644	-5.4

Graphical Representation of the Major Offences committed is as given below:

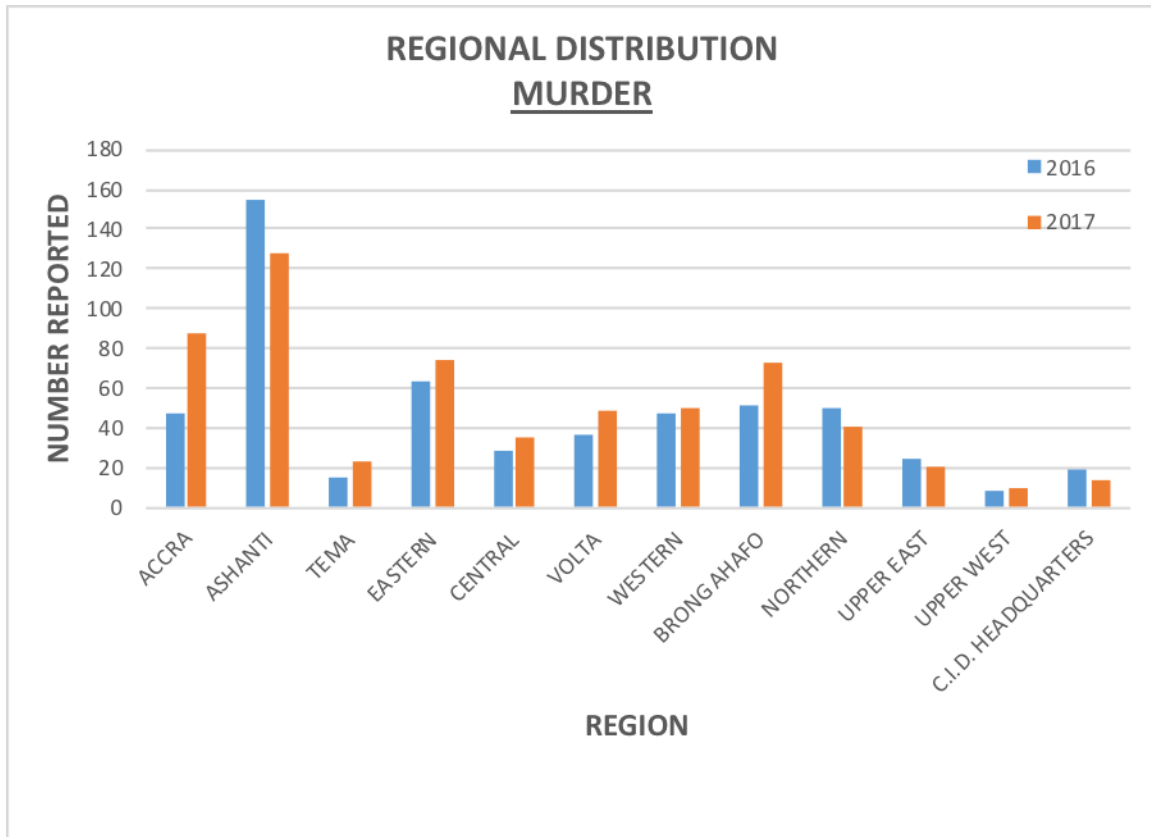


Percentage Variances in Selected Major Offences on Regional Basis for 2016 & 2017.

Tabular & graphical representations of Statistics on Major Offences on Regional basis are as given below:

✓ MURDER

REGION	YEAR		% CHANGE
	2016	2017	
ACCRA	48	88	83.3
ASHANTI	155	128	-17.4
TEMA	15	23	53.3
EASTERN	63	74	17.5
CENTRAL	29	36	24.1
VOLTA	37	49	32.4
WESTERN	48	50	4.2
BRONG AHAFO	52	73	40.4
NORTHERN	50	41	-18.0
UPPER EAST	24	21	-12.5
UPPER WEST	9	10	11.1
C.I.D. HEADQUARTERS	19	14	-26.3
TOTAL	549	607	10.6

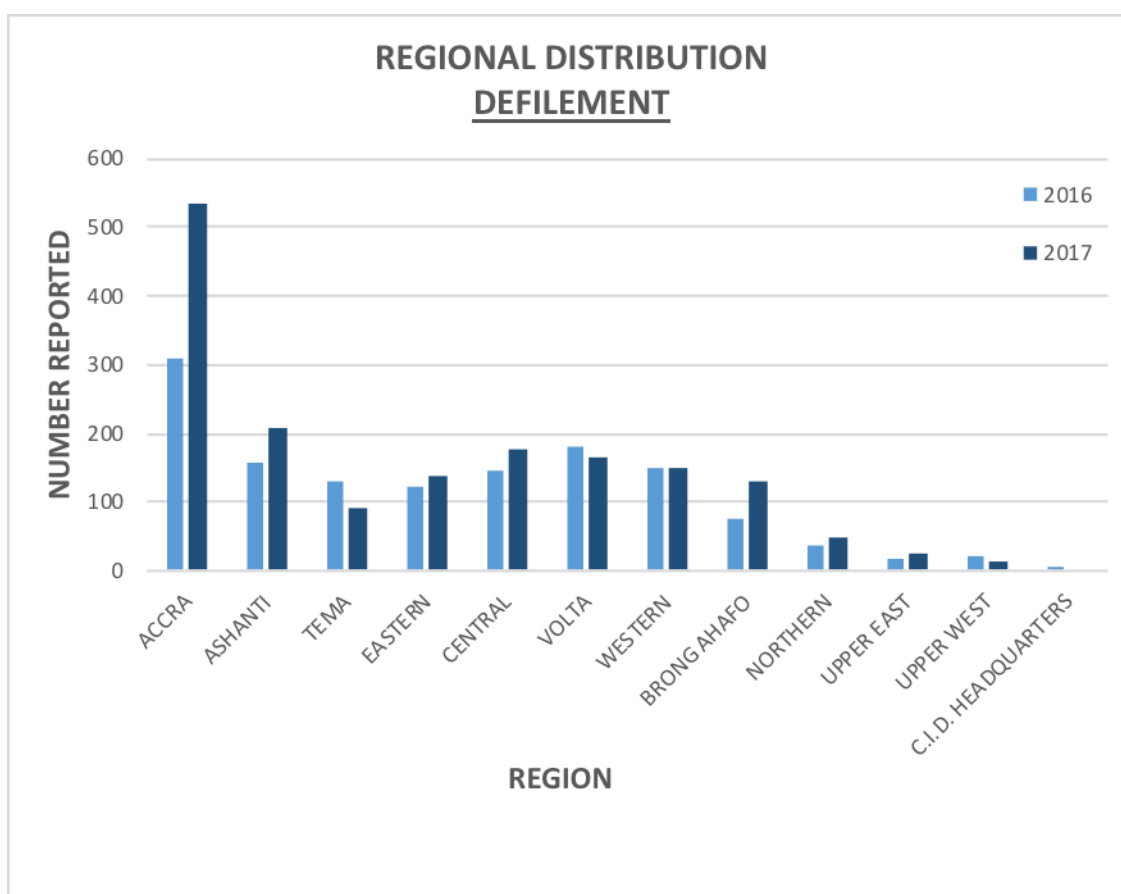


Incidence of Murder nationwide recorded a wavy trend. The total number of Murder cases reported to the Police Service countrywide in 2017 was **607** cases, an increase of **58** cases representing **10.6 %** as compared to 2016. The Ashanti region recorded **128** cases which was the highest in the menace. However, it was a decrease of **27** cases over the previous year representing **-17.4%**. Nevertheless, Northern and Upper East regions also recorded significant decreases of **18%** and **12.5%** respectively as compared with that of the previous year.

✓ *DEFILEMENT*

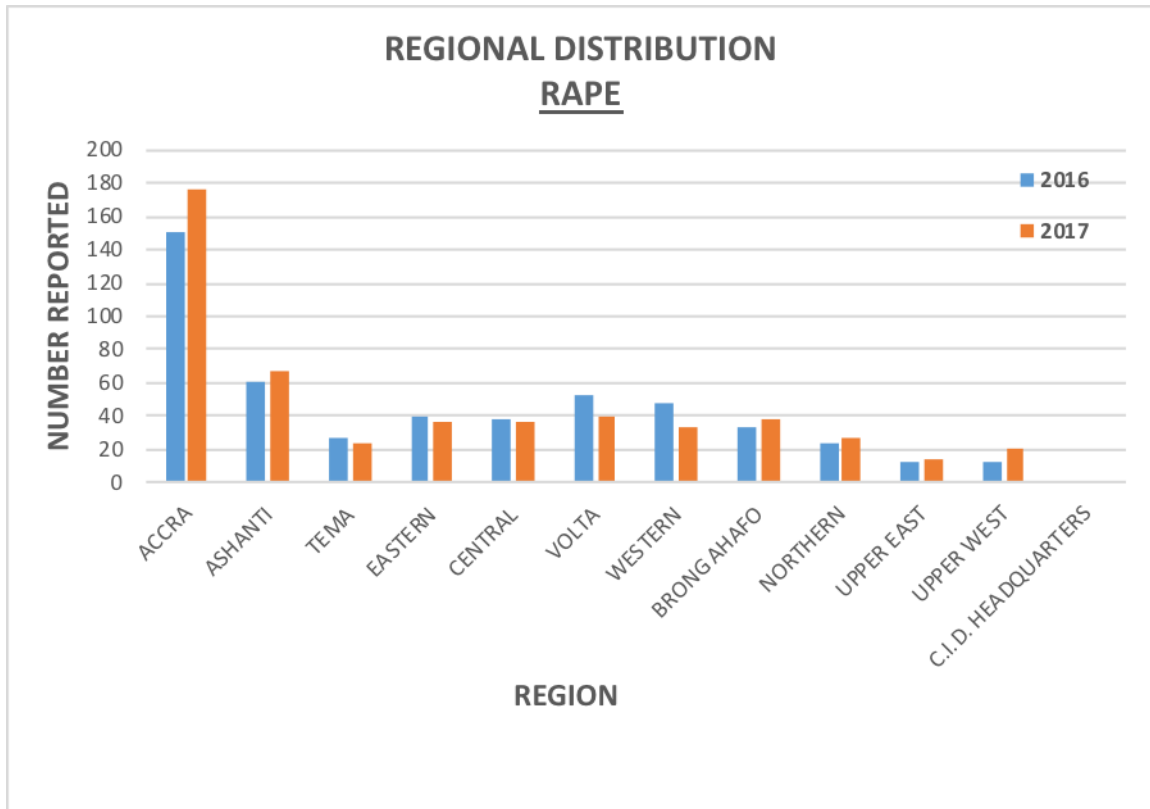
REGION	YEAR		% CHANGE
	2016	2017	
ACCRA	308	534	73.4

ASHANTI	156	209	34.0
TEMA	131	93	-29.0
EASTERN	121	137	13.2
CENTRAL	146	176	20.5
VOLTA	180	166	-7.8
WESTERN	149	149	0.0
BRONG AHAFO	75	132	76.0
NORTHERN	38	50	31.6
UPPER EAST	16	25	56.3
UPPER WEST	20	15	-25.0
C.I.D. HEADQUARTERS	1	0	-100.0
TOTAL	1,341	1,685	25.7



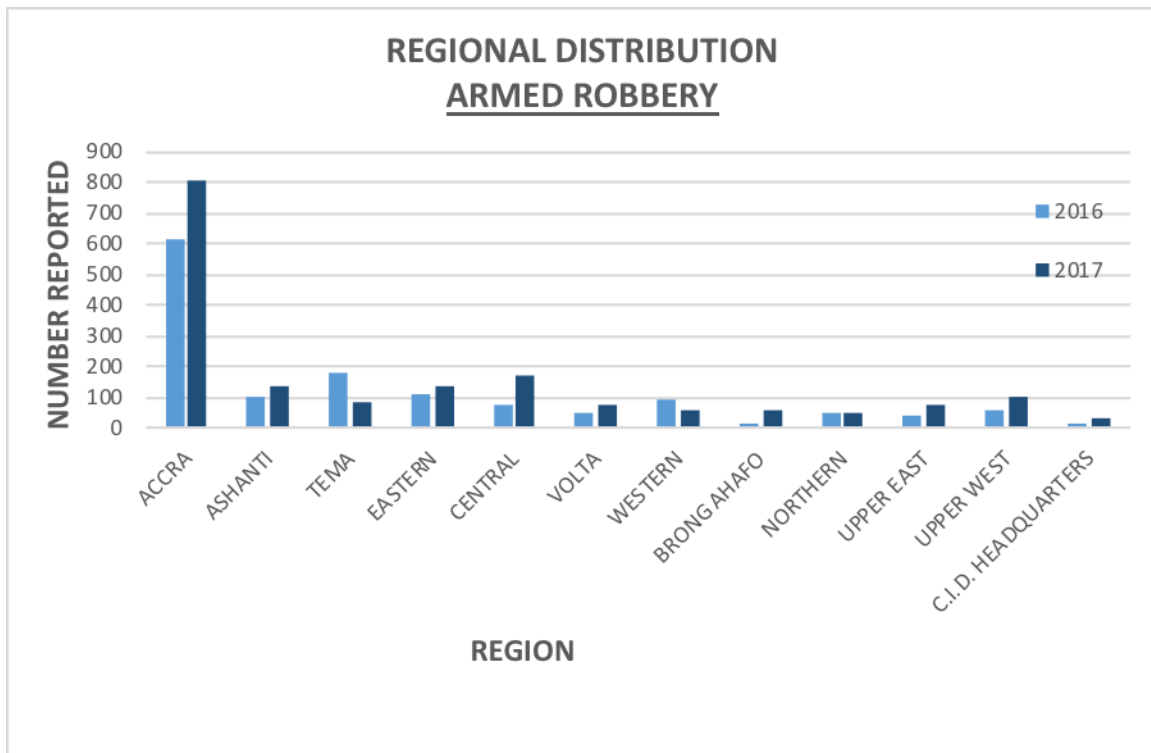
✓ **RAPE**

REGION	YEAR		% CHANGE
	2016	2017	
ACCRA	150	177	18.0
ASHANTI	60	67	11.7
TEMA	27	23	-14.8
EASTERN	40	37	-7.5
CENTRAL	38	37	-2.6
VOLTA	53	40	-24.5
WESTERN	48	34	-29.2
BRONG AHAFO	33	38	15.2
NORTHERN	24	27	12.5
UPPER EAST	12	14	16.7
UPPER WEST	12	20	66.7
C.I.D. HEADQUARTERS	0	0	N/A
TOTAL	497	509	2.4



✓ **ROBBERY**

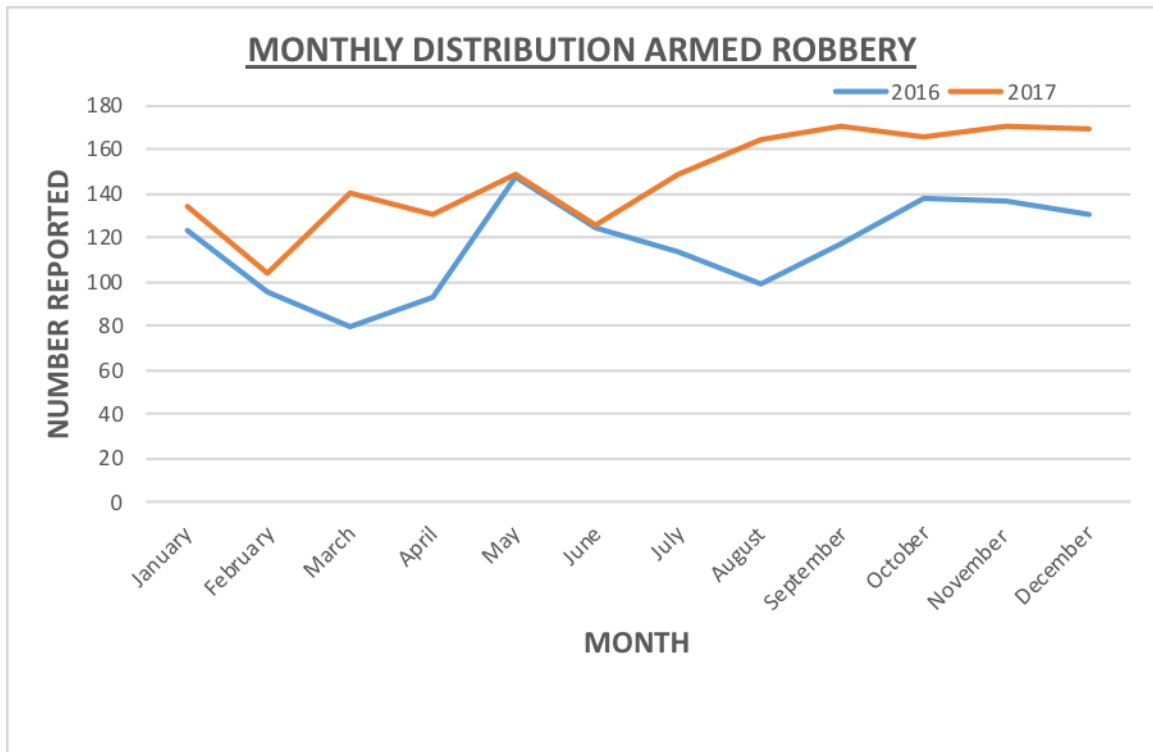
REGION	YEAR		% CHANGE
	2016	2017	
ACCRA	616	809	31.3
ASHANTI	103	132	28.2
TEMA	183	87	-52.5
EASTERN	106	131	23.6
CENTRAL	77	172	123.4
VOLTA	47	75	59.6
WESTERN	93	56	-39.8
BRONG AHAFO	17	56	229.4
NORTHERN	47	50	6.4
UPPER EAST	38	72	89.5
UPPER WEST	61	104	70.5
C.I.D. HEADQUARTERS	9	28	211.1
TOTAL	1397	1762	31.3



MONTHLY DISTRIBUTION:

➤ **ROBBERY**

MONTH	YEAR		% CHANGE
	2016	2017	
January	123	134	8.9
February	95	104	9.5
March	80	140	75.0
April	93	130	39.8
May	147	149	1.4
June	125	126	0.8
July	113	149	31.9
August	99	164	65.7
September	117	171	46.2
October	138	166	20.3
November	137	170	24.1
December	130	169	30.0
Total	1,397	1772	26.8



A total of **1,772** robbery cases were recorded at the end of the year 2017 as compared to **1,397** cases in the year 2016. This shows an increase of **375** robbery cases as compared to that of 2016 representing **26.8%**. Statistics indicate that approximately **five (5) cases** of robbery were recorded daily in the year 2017.

FOREIGN NATIONALS

Twenty-nine (29) foreign nationals including **seventeen (17)** Chinese, **two (2)** German, **one (1)** Irish, **two (2)** Dutch, **four (4)** Nigerians, **two (2)** Koreans, and **one (1)** Lebanese were attacked by robbers. **Fifteen (15)** Chinese nationals were arrested for mining without lawful authority. **Fourteen (14)** expatriates including **nine (9)** British, **one (1)** Chinese, **one (1)** Spanish, **one (1)** Indian, **one (1)** Beninese and **one (1)** Gabonese perished through unnatural deaths. Police managed to arrest **two hundred and forty-one (241)** suspected robbers nationwide as against **two hundred and thirty-two (232)** the previous year. The robbers arrested include **nine (9)** Police men.

LIVES LOST & INJURIES THROUGH ROBBERY:

A total of **twenty-six (26)** lives were lost through armed robbery in the year 2017 as compared to **seventy-nine (79)** in the year 2016. Out of these, **twenty (20)** were innocent victims including **three (3)** policemen whilst **six (6)** were armed robbers who engaged Police in a shootout. **Eight (8)** female robbery victims were raped, one of whom was raped to death. **One hundred and two (102)** robbery victims sustained various degrees of injury including **eight (8)** Police men who were shot injured. The public were educated not to take the law into their own hands by meting out instant justice to suspected criminals. Nevertheless, **four (4)** of such cases were recorded over the period.

THE MODUS OPERANDI OF THE ROBBERS INCLUDE:

- ▶ Persons in charge flashy vehicles returning home from work are trailed by criminals to the entrance of their houses where they are attacked with lethal weapons and robbed.
- ▶ The criminals lay surveillance on Cashiers of Cocoa buying companies who cash heavy sums of money from the bank to be disbursed to cocoa farmers without Police escort. The suspects then attack them on the way and rob them of the cash.
- ▶ The robbers (usually one person) hire a targeted vehicle but having liaised with his counterparts somewhere, requests the driver to stop, usually at

obscure areas, where his accomplices are hiding, thereby facilitating a reinforced attack.

- ▶ Workers who walk home lonely in the night are attacked on the street and marched to the nearest bank with ATM where the criminals grab the victims' ATM card and pin code to forcefully withdraw cash from their accounts.
- ▶ The armed men sometimes barricade a section of the Highway and rob travelers of their money and other belongings.
- ▶ Fuel Filling Stations which work throughout the night are attacked at night by armed men who rob cash from the attendants and the manager.
- ▶ The armed men oftentimes having robbed a vehicle, fix fake number plates on it, later trail unsuspecting victims with this vehicle to obscure areas and rob them. This scenario is taking a dramatic turn as, in recent past, the criminals rob their victims just at the entrance to victims' residences.

AREAS THAT RECORDED ROBBERY ATTACKS IN:

ACCRA REGION

- Coastal Down Estates, Spintex
- H/No. B842/13, Sukura
- SSNIT Flats Court One, Adenta
- Agbogba Akatsi Abor
- EP, Agbogba
- Ajasco, Kokrobite
- Adjinsa, Agbogba
- Animal Research area
- A spot at Kaneshie sports Complex
- Behind Adenta SSNIT blk 79
- Oyarifa High Tension
- Mamprobi - Banana Inn
- Laterbiokorshie near Radio Gold
- H/no. J283/2 Nungua Street, Spintex road
- Varitile Automobile workshop, Klagon
- A section of the Roman Catholic Seminary road, Sowutuom
- Teak Street Community 18
- Otinibi Gravel Pit
- Community 13, Sakumono

- Sunflower Street, Community 20
- Nana Junction, Nmai Dzorn
- Tempo Gate Baatsona
- Nyaho Tamaklo Street, Agbogba
- Course Way
- A spot near Kings Cottage Police Station
- A spot near Max Pork Joint, Tuba
- A shop at Onyinase Lane 18
- Entrance of Ridge Church Baatsona
- Haatso
- Lashibi
- Amrahia, near Regal Church
- ACP Franco Estate
- Michigani near Bishop Bonigas Church
- Bubuashie
- Cassia close to Nungua Estate
- at Musuku Roundabout
- Adjei Mensah near Wisconsin University North Legon
- Foster Junction, Fafraha
- Mile 13 Junction Fafraha
- Broadcasting
- Sahara, a suburb of Dansoman
- Sampa Valley
- the National Communication Authority Estates
- Ashiyie
- Agbogba
- AkatsiAbor, Agbogba
- Total Oath Street, Shalom Estate
- AshaleBotwe School Junction
- Bubuashie Cemetery Area
- King's Corner, Community 20
- Azuma Nelso Sports Complex
- Accra-Tema Motorway
- Upsa Junction
- Maximum Gym, Dansoman
- From Lapaz to Oyarefa
- Agbogbo Junction
- Malata Market

- Chantan Compass Filling Station between Circle and Alhaji
- Sakaman
- Abotsi
- Kaneshie
- Osu
- Amasaman
- Dzorwulu
- Airport Residential Area
- Near West End
- Teshie Tebiviano
- Near Ashaiman Estate
- Baron Area, Amrihia
- Ajasco, Top Bortianor
- On the Obom Road
- East Legon near Islamic University
- Old Barrier, Weija
- Adjei Mensah
-

ASHANTI REGION

- Kentikrono Goil filling station
- A spot at Emina New site
- a section of the road near Kassem
- A section of the road between Adidwan and Dome on Ejura highway
- Danyame near Dakojom
- Asenemaso near Abuakwa, Kumasi
- Ohwim near Kumasi
- Opoku Oware Senior High School
- Obuasi -Kumasi Highway near Kwapia
- Ntoboroso Junction - Bontomurusu motor road
- Between Kobriti and Yaabraso villages on the Aframso-Sekyere motor road
- Kromoase
- Ayigya Faith SHS near CCC
- Bantama Market,
- Seam Oil Company, Bodomase near Kumawu
- Dunkwa Junction
- Bogobiri, a suburb of Obuasi
- A section of the Road near Deduako Cemetary
- Mountain High School area near Kona

- A spot near Jeduako Village along the Nsuta-Brem Road.
- Krapa Near Ejisu
- A section of the Road near Mikilin hotel
- Akaporiso
- AngloGold Ashanti Saddle Dam
- Outskirts of Apitikooko
- Roman Hill
- Council Quarters
- Behenase, Abidjan Nkwanta New Site
- The main MTN office at Susuaso
- A section of the road between Akwansrem and Kyeraboroso
- Asokore Mampong
- Along the Agyagyekrom- Asuadei motor road
- Fumso Electoral Area
- Boadi
- Kentinkrono Oposite Silicon Hotel
- Kruwi Village near Nsuta
- Kwadaso Estate, Kumasi
- Moseaso near Ahwerewa
- Ahenemakokobeng
- New Nyamebekyere, Obuasi
- Daban
- Atwima Manhyia
- Asawase
- Sisala Line, Sawaba
- Akosua New Site
- SOS area, AsokoreMampong
- NkoranzaKotwi
- a Filling Station at Atwima Trabuom
- on the Foase Nkoranza road
- F & F Hotel, Ayeduase
- Pokukrom, near Tanoso
- Atonsu Nsuta
- Abuakwa
- Santasi Roundabout
- Between Twedie and Foase
- Akwatialine

- A section of the road between Wioso and Domeabra
- Bohyen
- Ahenma Kokoben
- A section of the Sepe Buokrom road
- Adansi Wioso
- Ward 4, Akrofuom
- A section of the road between Adiebeba and Kaase

TEMA REGION

- Lasting Impressions International School near DEVTRACO Estates, Dawhenya
- Gate 2, PS Global Estates near Prampram
- Plot No. 674, Kpone Shanghai
- Ashaiman
- Pistis Presby Mission House, Christian Village, Ashiaman
- Newtown Zone 4, Ashiaman
- Valco flat, Ashaiman
- H/No. SF 23B, Yellow Sign board , Kpone
- Kubekrom No. 2 near Kpone, Katamanso
- H/No. C35, Adjei Kojo, Ashaiman
- PS Global Estates Gate 2 near DEVTRACO Estates, Dawhenya
- A spot behind the Motorway at Tuobodom, Community 12
- Ivory Hotel, Tema
- Christian Village
- Monica Lane, Jericho Ashaiman
- Ashaiman Overhead on the Motorway
- Mataheko ECG near the Tinkabela School
-

EASTERN REGION

- Sarkodie, Koforidua
- A section of the Nsawam motor road
- A section of the road between Comet and Brekuso
- A spot at Mankrong
- Kibi Habitat
- Okorase Housing near Saint Mary's School
- A section of the road near Singnboard, Nsawam
- Bibiani
- A section of the road between African Junction to Medium Security Prisons Gate, Nsawam.
- Birim Bridge on the Bunso-Accra trunk road

CENTRAL REGION

- A section of the Mankranso-Tepa motor road between Kunsu and Nyameadom
- Millennium City Estates
- Peace Town, Kaso
- CP, Kasoa
- Aliko, Ofankor
- Amamoma near the University of Cape Coast
- Adawukwa
- Agona Asafo Zongo
- Ankaful Nurses Quarters
- Amuzu Kope, a suburb of Kasoa
- Buduburam

WESTERN REGION

- Sofokrom, a suburb of Sekondi
- Fahiakotwere village near Aquai-Allah, a suburb of Enchi
- Amoaman, near Asankragwa
- Market Circle, Takoradi
- K. Ofori Company Limited
- OseiKojokrom Lorry Station
- Inchaaban Hills Area
- Puma Filling Station along the Esiana Nkroful road

VOLTA REGION

- A spot near Akpokploe
- Mami Water Village, near Todome
- Luis Gas Filling Station, Aziavi, Kpando
- Kabore Down, Ho
- Kpando-Torkor Taxi Station
- Somey Down, Ho
- UHAS junction, Ho

NORTHERN REGION

- Tamale
- Between the Tamaa and Nasuu village
- Kpanshegu village near Janton
- Pruya Village along the San-Yendi Road
- Adjacent the Dakpokpa Technical Institute, Tamale
- Najkudu

UPPER EAST REGION

- Zabugu, a suburb of Bawku
- Bolga
- Naagamni Oil Filling Station, Bolga

UPPER WEST REGION

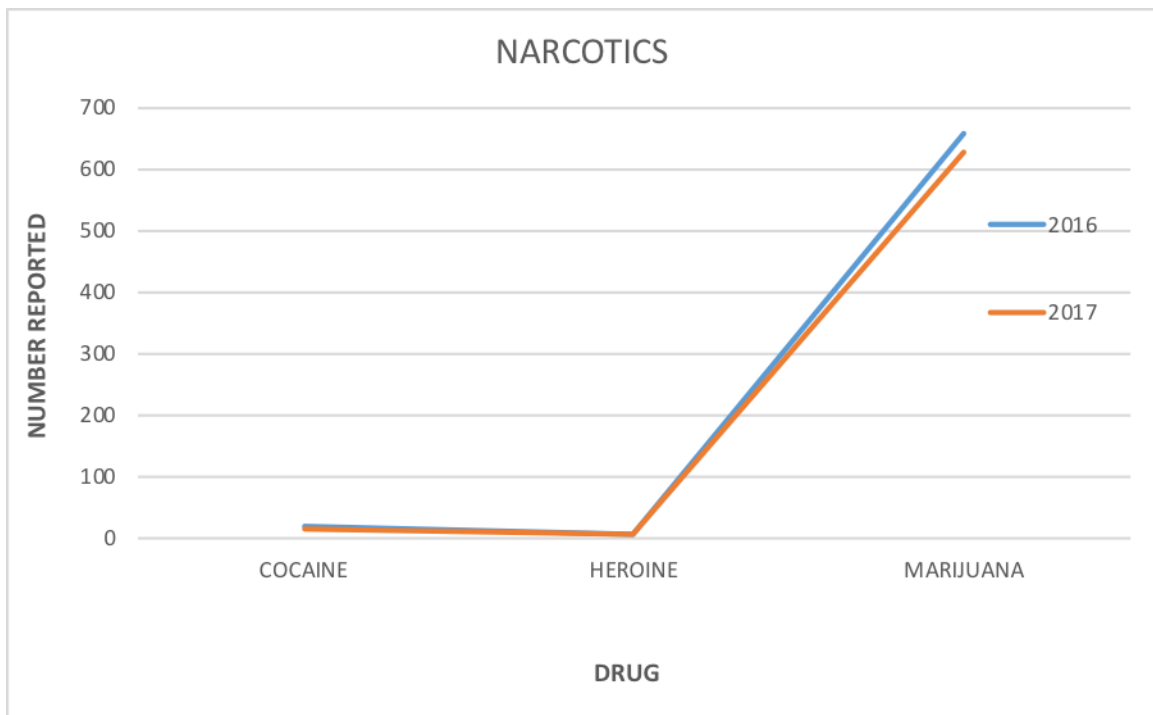
- Busa village near Wa
- Nadowli – Lawra Road.
- Kojokperie-Issa motor Road
- Sakalu, near Tumu
- Serekpere
- a section of the road near the Wa Old Cemetery
- Tampalipani, Wa

NARCOTIC DRUGS

Marijuana (Cannabis sativa) commonly called Indian hemp, Cocaine and Heroin were the three (3) most common narcotic drugs that were peddled and abused in the country. It is worth-noting that Cannabis contributes approximately **98.0%** of Narcotic cases.

Tabular representation of statistics on Narcotics is as given below:

DRUG	YEAR		% CHANGE
	2016	2017	
COCAINE	17	15	-11.8
HEROINE	6	4	-33.3
MARIJUANA	658	625	-5.0
TOTAL	681	644	-5.4



Percentage Variances In Offences Across The Country: 2016 & 2017

The General Crime Statistics for the year **2017** and the percentage changes as compared to the 2016 figures are as follows:-

OFFENCES	2016	2017	% CHANGE
Murder	549	609	10.9
Attempted murder	90	78	-13.3
Manslaughter	0	7	N/A
Suicide	79	52	-34.2
Attempted Suicide	43	46	7.0
Threatening	22590	21716	-3.9
Causing harm	3123	3477	11.3
Assault	59158	57737	-2.4
Robbery	1397	1772	26.8
Stealing	54802	54924	0.2
Fraud	17667	16631	-5.9
Unlawful entry	1201	1194	-0.6
Causing damage	11012	10823	-1.7
Abortion	210	281	33.8
Rape	497	514	3.4
Defilement	1341	1686	25.7
Possessing Indian hemp	658	625	-5.0
Possessing cocaine	17	15	-11.8
Possessing heroin	6	4	-33.3
Possessing firearm w/o authority	196	193	-1.5
Abduction	439	520	18.5
Extortion	5	9	80.0
Forgery	377	293	-22.3
Falsification of accounts	1	3	200.0
Smuggling	5	1	-80.0
Counterfeiting	118	122	3.4
Issuing false cheque	1033	788	-23.7
Kidnapping	56	54	-3.6
Human Trafficking	99	78	-21.2
Child Stealing	74	136	83.8
Illegal mining	153	275	79.7
Other offences	25280	27273	7.9
Total	202276	201936	-0.2

PERCENTAGE CHANGES IN CRIMINAL OFFENCES RECORDED ON REGIONAL BASIS:

■ ACCRA REGION

OFFENCES	2016	2017	% CHANGE
Murder	48	88	83.3
Attempted murder	0	0	NA
Manslaughter	0	0	NA
Suicide	2	0	-100.0
Attempted Suicide	6	8	33.3
Threatening	8878	8681	-2.2
Causing harm	846	928	9.7
Assault	22785	22941	0.7
Robbery	616	809	31.3
Stealing	20045	19753	-1.5
Fraud	7548	7427	-1.6
Unlawful entry	470	302	-35.7
Causing damage	3907	4038	3.4
Abortion	102	185	81.4
Rape	150	177	18.0
Defilement	308	534	73.4
Possessing Indian hemp	97	117	20.6
Possessing cocaine	0	0	NA
Possessing herion	0	0	NA
Possessing firearm w/o authority	42	46	9.5
Abduction	76	129	69.7
Extortion	1	8	700.0
Forgery	181	112	-38.1
Falsification of accounts	0	0	NA
Smuggling	0	0	NA
Counterfeiting	51	46	-9.8
Issuing false cheque	735	574	-21.9
Kidnapping	21	28	33.3
Human Trafficking	0	3	NA
Child Stealing	0	19	NA
Illegal mining	0	0	NA

Other offences	9087	9894	8.9
Total	76002	76847	1.1

█ ASHANTI REGION

OFFENCES	2016	2017	% CHANGE
Murder	155	128	-17.4
Attempted murder	30	27	-10.0
Manslaughter	0	0	NA
Suicide	32	33	3.1
Attempted Suicide	0	0	NA
Threatening	3862	3389	-12.2
Causing harm	739	784	6.1
Assault	9618	8270	-14.0
Robbery	103	132	28.2
Stealing	9134	8816	-3.5
Fraud	2826	2564	-9.3
Unlawful entry	178	214	20.2
Causing damage	1979	1708	-13.7
Abortion	9	9	0.0
Rape	60	67	11.7
Defilement	156	209	34.0
Possessing Indian hemp	212	170	-19.8
Possessing cocaine	10	9	-10.0
Possessing heroin	0	1	NA
Possessing firearm w/o authority	19	23	21.1
Abduction	51	41	-19.6
Extortion	1	0	-100.0
Forgery	20	17	-15.0
Falsification of accounts	0	0	NA
Smuggling	0	0	NA
Counterfeiting	9	10	11.1
Issuing false cheque	23	14	-39.1
Kidnapping	0	0	NA
Human Trafficking	7	0	-100.0
Child Stealing	11	5	-54.5
Illegal mining	39	91	133.3
Other offences	6058	6476	6.9

Total	35341	33207	-6.0
-------	-------	-------	------

█ TEMA REGION

OFFENCES	2016	2017	% CHANGE
Murder	15	23	53.3
Attempted murder	4	4	0.0
Manslaughter	0	0	NA
Suicide	1	0	-100.0
Attempted Suicide	1	2	100.0
Threatening	1690	1253	-25.9
Causing harm	140	96	-31.4
Assault	4780	4943	3.4
Robbery	183	87	-52.5
Stealing	4068	3677	-9.6
Fraud	1191	936	-21.4
Unlawful entry	67	66	-1.5
Causing damage	795	839	5.5
Abortion	0	1	NA
Rape	27	23	-14.8
Defilement	131	93	-29.0
Possessing Indian hemp	49	36	-26.5
Possessing cocaine	0	0	NA
Possessing heroin	0	0	NA
Possessing firearm w/o authority	6	5	-16.7
Abduction	7	5	-28.6
Extortion	1	0	-100.0
Forgery	28	14	-50.0
Falsification of accounts	0	0	NA
Smuggling	1	0	-100.0
Counterfeiting	2	8	300.0
Issuing false cheque	117	93	-20.5
Kidnapping	3	0	-100.0
Human Trafficking	5	0	-100.0
Child Stealing	0	1	NA
Illegal mining	0	0	NA

Other offences	1576	1736	10.2
Total	14888	13941	-6.4

■ EASTERN REGION

OFFENCES	2016	2017	% CHANGE
Murder	63	74	17.5
Attempted murder	16	4	-75.0
Manslaughter	0	0	NA
Suicide	25	14	-44.0
Attempted Suicide	8	9	12.5
Threatening	1767	1909	8.0
Causing harm	379	360	-5.0
Assault	4088	4015	-1.8
Robbery	106	131	23.6
Stealing	4675	4828	3.3
Fraud	1274	1252	-1.7
Unlawful entry	156	149	-4.5
Causing damage	1170	867	-25.9
Abortion	14	7	-50.0
Rape	40	37	-7.5
Defilement	121	137	13.2
Possessing Indian hemp	100	61	-39.0
Possessing cocaine	2	2	0.0
Possessing heroin	0	0	NA
Possessing firearm w/o authority	19	20	5.3
Abduction	62	43	-30.6
Extortion	0	0	NA
Forgery	10	9	-10.0
Falsification of accounts	0	0	NA
Smuggling	0	0	NA
Counterfeiting	2	11	450.0
Issuing false cheque	9	15	66.7
Kidnapping	7	1	-85.7
Human Trafficking	1	2	100.0
Child Stealing	2	6	200.0

Illegal mining	44	57	29.5
Other offences	1576	1794	13.8
Total	15736	15814	0.5

☐ CENTRAL REGION

OFFENCES	2016	2017	% CHANGE
Murder	29	36	24.1
Attempted murder	4	2	-50.0
Manslaughter	0	1	NA
Suicide	2	0	-100.0
Attempted Suicide	7	7	0.0
Threatening	1835	1713	-6.6
Causing harm	212	252	18.9
Assault	4949	4713	-4.8
Robbery	77	172	123.4
Stealing	4069	4616	13.4
Fraud	1287	1356	5.4
Unlawful entry	40	54	35.0
Causing damage	814	930	14.3
Abortion	18	24	33.3
Rape	38	37	-2.6
Defilement	146	176	20.5
Possessing Indian hemp	39	69	76.9
Possessing cocaine	0	0	NA
Possessing heroin	0	0	NA
Possessing firearm w/o authority	2	4	100.0
Abduction	53	81	52.8
Extortion	0	0	NA
Forgery	9	14	55.6
Falsification of accounts	0	0	NA
Smuggling	0	0	NA
Counterfeiting	15	5	-66.7
Issuing false cheque	14	21	50.0
Kidnapping	5	9	80.0
Human Trafficking	3	4	33.3
Child Stealing	2	5	150.0
Illegal mining	7	21	200.0

Other offences	2085	2735	31.2
Total	15761	17057	8.2

🇬🇭 VOLTA REGION

OFFENCES	2016	2017	% CHANGE
Murder	37	49	32.4
Attempted murder	4	12	200.0
Manslaughter	0	1	NA
Suicide	2	0	-100.0
Attempted Suicide	0	1	NA
Threatening	1721	1681	-2.3
Causing harm	240	317	32.1
Assault	4268	4440	4.0
Robbery	47	75	59.6
Stealing	3533	3518	-0.4
Fraud	695	595	-14.4
Unlawful entry	154	112	-27.3
Causing damage	854	753	-11.8
Abortion	16	19	18.8
Rape	53	40	-24.5
Defilement	180	166	-7.8
Possessing Indian hemp	38	54	42.1
Possessing cocaine	1	0	-100.0
Possessing heroin	5	0	-100.0
Possessing firearm w/o authority	34	5	-85.3
Abduction	46	46	0.0
Extortion	0	0	NA
Forgery	1	1	0.0
Falsification of accounts	0	1	NA
Smuggling	3	0	-100.0
Counterfeiting	5	5	0.0
Issuing false cheque	2	0	-100.0
Kidnapping	0	2	NA
Human Trafficking	1	9	800.0
Child Stealing	16	8	-50.0
Illegal mining	0	0	NA

Other offences	1195	1282	7.3
Total	13151	13192	0.3

WESTERN REGION

OFFENCES	2016	2017	% CHANGE
Murder	48	50	4.2
Attempted murder	7	11	57.1
Manslaughter	0	3	NA
Suicide	4	0	-100.0
Attempted Suicide	6	6	0.0
Threatening	1305	1180	-9.6
Causing harm	234	307	31.2
Assault	4320	3063	-29.1
Robbery	93	56	-39.8
Stealing	4156	3623	-12.8
Fraud	1346	1038	-22.9
Unlawful entry	77	158	105.2
Causing damage	704	691	-1.8
Abortion	28	16	-42.9
Rape	48	34	-29.2
Defilement	149	149	0.0
Possessing Indian hemp	28	35	25.0
Possessing cocaine	3	0	-100.0
Possessing heroin	0	0	NA
Possessing firearm w/o authority	21	37	76.2
Abduction	42	66	57.1
Extortion	0	0	NA
Forgery	47	19	-59.6
Falsification of accounts	0	0	NA
Smuggling	0	0	NA
Counterfeiting	20	25	25.0
Issuing false cheque	84	35	-58.3
Kidnapping	3	3	0.0
Human Trafficking	2	1	-50.0
Child Stealing	9	3	-66.7

Illegal mining	51	93	82.4
Other offences	1728	1264	-26.9
Total	14563	11966	-17.8

▣ BRONG AHAFO REGION

OFFENCES	2016	2017	% CHANGE
Murder	52	73	40.4
Attempted murder	15	11	-26.7
Manslaughter	0	0	NA
Suicide	8	3	-62.5
Attempted Suicide	6	8	33.3
Threatening	739	1095	48.2
Causing harm	157	216	37.6
Assault	1900	2826	48.7
Robbery	17	56	229.4
Stealing	2146	3024	40.9
Fraud	530	739	39.4
Unlawful entry	25	76	204.0
Causing damage	402	594	47.8
Abortion	8	11	37.5
Rape	33	38	15.2
Defilement	75	132	76.0
Possessing Indian hemp	65	44	-32.3
Possessing cocaine	0	0	NA
Possessing heroin	0	0	NA
Possessing firearm w/o authority	13	12	-7.7
Abduction	22	22	0.0
Extortion	0	0	NA
Forgery	3	5	66.7
Falsification of accounts	0	2	NA
Smuggling	0	0	NA
Counterfeiting	4	9	125.0
Issuing false cheque	2	1	-50.0
Kidnapping	1	3	200.0
Human Trafficking	3	1	-66.7
Child Stealing	4	0	-100.0

Illegal mining	6	6	0.0
Other offences	963	1122	16.5
Total	7199	10129	40.7

█ NORTHERN REGION

OFFENCES	2016	2017	% CHANGE
Murder	50	41	-18.0
Attempted murder	3	4	33.3
Manslaughter	0	1	NA
Suicide	0	1	NA
Attempted Suicide	0	3	NA
Threatening	299	318	6.4
Causing harm	83	105	26.5
Assault	860	1038	20.7
Robbery	47	50	6.4
Stealing	1080	1130	4.6
Fraud	180	217	20.6
Unlawful entry	17	14	-17.6
Causing damage	128	159	24.2
Abortion	8	6	-25.0
Rape	24	27	12.5
Defilement	38	50	31.6
Possessing Indian hemp	11	8	-27.3
Possessing cocaine	0	4	NA
Possessing heroin	0	3	NA
Possessing firearm w/o authority	20	11	-45.0
Abduction	17	14	-17.6
Extortion	2	1	-50.0
Forgery	3	13	333.3
Falsification of accounts	1	0	-100.0
Smuggling	1	1	0.0
Counterfeiting	4	2	-50.0
Issuing false cheque	12	9	-25.0
Kidnapping	8	1	-87.5
Human Trafficking	4	2	-50.0
Child Stealing	21	27	28.6
Illegal mining	0	0	NA

Other offences	325	305	-6.2
Total	3246	3565	9.8

■ UPPER EAST REGION

OFFENCES	2016	2017	% CHANGE
Murder	24	21	-12.5
Attempted murder	2	1	-50.0
Manslaughter	0	0	NA
Suicide	0	0	NA
Attempted Suicide	5	1	-80.0
Threatening	242	240	-0.8
Causing harm	45	58	28.9
Assault	1012	843	-16.7
Robbery	38	72	89.5
Stealing	954	1043	9.3
Fraud	80	99	23.8
Unlawful entry	7	40	471.4
Causing damage	72	75	4.2
Abortion	0	0	NA
Rape	12	14	16.7
Defilement	16	25	56.3
Possessing Indian hemp	6	20	233.3
Possessing cocaine	0	0	NA
Possessing herion	0	0	NA
Possessing firearm w/o authority	7	11	57.1
Abduction	28	32	14.3
Extortion	0	0	NA
Forgery	1	4	300.0
Falsification of accounts	0	0	NA
Smuggling	0	0	NA
Counterfeiting	4	1	-75.0
Issuing false cheque	3	4	33.3
Kidnapping	3	1	-66.7
Human Trafficking	0	1	NA
Child Stealing	0	3	NA
Illegal mining	2	2	0.0

Other offences	507	354	-30.2
Total	3070	2965	-3.4

■ UPPER WEST REGION

OFFENCES	2016	2017	% CHANGE
Murder	9	12	33.3
Attempted murder	3	1	-66.7
Manslaughter	0	0	NA
Suicide	3	0	-100.0
Attempted Suicide	4	0	-100.0
Threatening	165	192	16.4
Causing harm	41	48	17.1
Assault	568	638	12.3
Robbery	61	104	70.5
Stealing	866	815	-5.9
Fraud	160	146	-8.8
Unlawful entry	10	6	-40.0
Causing damage	73	120	64.4
Abortion	7	3	-57.1
Rape	12	20	66.7
Defilement	20	15	-25.0
Possessing Indian hemp	13	11	-15.4
Possessing cocaine	1	0	-100.0
Possessing heroin	1	0	-100.0
Possessing firearm w/o authority	10	13	30.0
Abduction	34	41	20.6
Extortion	0	0	NA
Forgery	8	5	-37.5
Falsification of accounts	0	0	NA
Smuggling	0	0	NA
Counterfeiting	1	0	-100.0
Issuing false cheque	6	2	-66.7
Kidnapping	1	3	200.0
Human Trafficking	12	3	-75.0
Child Stealing	1	0	-100.0
Illegal mining	4	5	25.0

Other offences	180	311	72.8
Total	2274	2514	10.6

█ CID HEADQUARTERS

OFFENCES	2016	2017	% CHANGE
Murder	19	14	-26.3
Attempted murder	2	1	-50.0
Manslaughter	0	1	NA
Suicide	0	1	NA
Attempted Suicide	0	1	NA
Threatening	87	65	-25.3
Causing harm	7	6	-14.3
Assault	10	7	-30.0
Robbery	9	28	211.1
Stealing	76	81	6.6
Fraud	550	262	-52.4
Unlawful entry	0	3	NA
Causing damage	114	49	-57.0
Abortion	0	0	NA
Rape	0	0	NA
Defilement	1	0	-100.0
Possessing Indian hemp	0	0	NA
Possessing cocaine	0	0	NA
Possessing heroin	0	0	NA
Possessing firearm w/o authority	3	6	100.0
Abduction	1	0	-100.0
Extortion	0	0	NA
Forgery	66	80	21.2
Falsification of accounts	0	0	NA
Smuggling	0	0	NA
Counterfeiting	1	0	-100.0
Issuing false cheque	26	20	-23.1
Kidnapping	4	3	-25.0
Human Trafficking	61	52	-14.8
Child Stealing	8	59	637.5
Illegal mining	0	0	NA

Other offences	0	0	NA
Total	1045	739	-29.3

ANNUAL CRIME STATISTICS



(2017)