



---

# CRIME STATISTICS

---

QUANTITATIVE DATA WITH CHARTS

JAN TO 21<sup>ST</sup> MAY, 2018

BY DIRECTOR-GENERAL/CID



# MONTHLY STATISTICS ON MAJOR OFFENCES IN 2018



# ROBBERY 2018

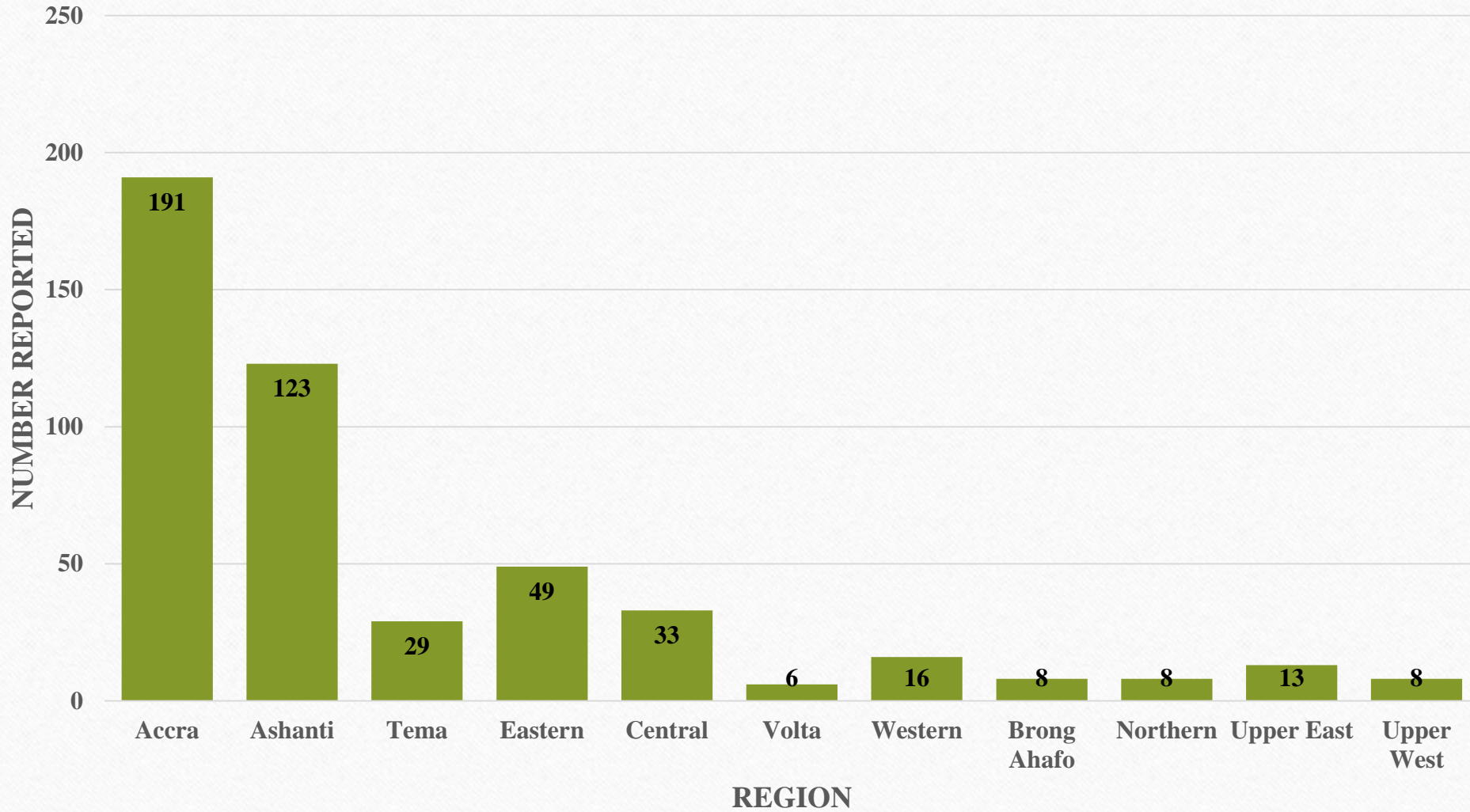
REGION	ROBBERY 2018																				TOTAL
	JANUARY				FEBRUARY				MARCH					APRIL				MAY			
	2-8 JAN	9-15 JAN	16-22 JAN	23-29 JAN	30 JAN-5 FEB	6-12 FEB	13-19 FEB	20-26 FEB	27 <sup>TH</sup> FEB -	5 <sup>TH</sup> MAR 2018	6-12 MAR 2018	13-19 MAR 2018	20-26 MAR 2018	27 MAR - 2 APR 2018	3 - 9 APR 2018	10 - 16 APR 2018	17 - 23 APR 2018	24-30 APR 2018	1-7 MAY 2018	8 <sup>TH</sup> -14 <sup>TH</sup> MAY 2018	
Accra	6	10	12	14	13	12	4	10	3	9	8	15	7	7	16	8	9	7	11	10	191
Ashanti	8	8	9	8	2	8	4	10	5	5	6	5	6	10	6	6	2	3	6	6	123
Tema	0	4	2	4	0	2	1	1	1	2	1	2	0	1	1	3	1	1	1	1	29
Eastern	7	0	1	1	4	2	1	4	3	2	1	4	3	4	3	1	2	2	2	2	49
Central	3	6	1	0	2	2	2	1	0	0	0	1	0	0	1	2	3	1	3	5	33
Volta	0	0	0	0	0	0	0	0	0	0	0	1	1	0	0	2	2	0	0	0	6
Western	0	1	3	1	1	0	0	1	0	1	0	1	0	1	0	2	3	0	1	0	16
Brong Ahafo	0	2	1	0	0	0	1	0	0	0	1	0	0	0	1	0	0	2	0	0	8
Northern	0	0	0	2	0	0	1	0	0	0	0	0	1	0	2	0	0	0	2	0	8
Upper East	1	1	2	0	0	1	0	0	0	0	0	1	1	0	0	2	1	1	1	1	13
Upper West	1	2	0	0	1	0	0	1	0	0	0	0	1	1	0	0	0	1	0	0	8
Total	26	34	31	30	23	27	14	28	12	19	17	30	20	24	30	26	23	18	27	25	484
GRAND TOTAL	121				92				98					103				70			484







## REGIONAL DISTRIBUTION ARMED ROBBERY 2018



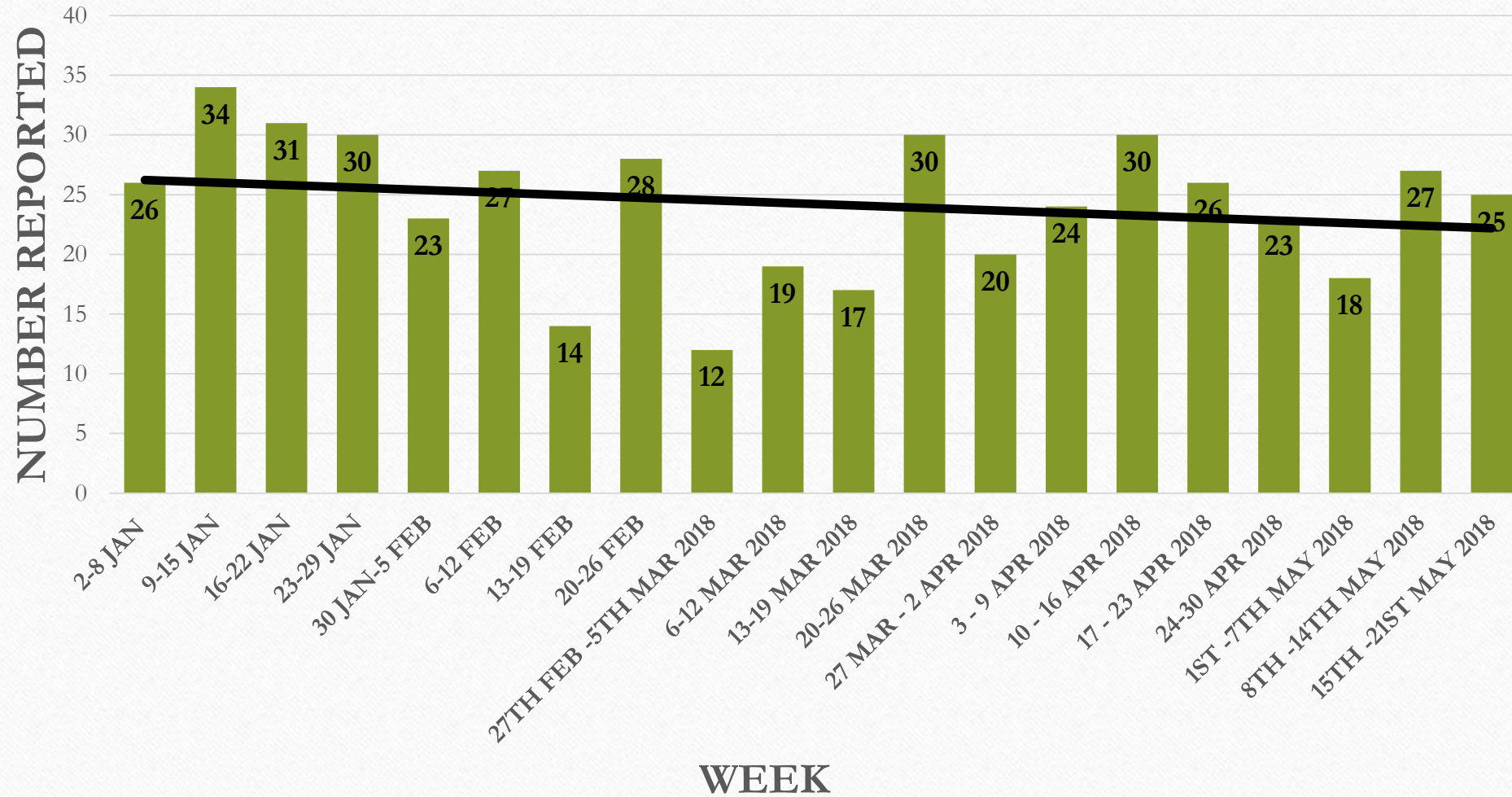


## MONTHLY TREND ARMED ROBBERY 2018





## WEEKLY DISTRIBUTION ARMED ROBBERY 2018







## WEEKLY TREND ARMED ROBBERY 2018

NUMBER REPORTED



WEEK

# CAR SNATCHING 2018



REGION	CAR SNATCHING 2018																				TOTAL
	JANUARY				FEBRUARY				MARCH					APRIL				MAY			
	2-8 JAN	9-15 JAN	16-22 JAN	23-29 JAN	30 JAN-5 FEB	6-12 FEB	13-19 FEB	20-26 FEB	27 <sup>TH</sup> FEB - 5 <sup>TH</sup> MAR 2018	6-12 MAR 2018	13-19 MAR 2018	20-26 MAR 2018	27 MAR - 2 APR 2018	3 - 9 APR 2018	10 - 16 APR 2018	17 - 23 APR 2018	24-30 APR 2018	1-7 MAY 2018	8 <sup>TH</sup> -14 <sup>TH</sup> MAY 2018	15 <sup>TH</sup> -21 <sup>ST</sup> MAY 2018	
Accra	3	1	0	0	0	2	0	1	0	0	1	2	0	1	3	0	1	0	3	3	21
Ashanti	0	3	0	2	0	0	0	0	1	2	0	1	1	1	1	1	0	1	0	0	14
Tema	0	0	1	0	0	1	0	0	0	0	0	0	0	0	0	0	0	0	0	0	2
Eastern	2	0	0	0	0	1	0	1	0	0	0	1	0	0	0	0	0	0	0	1	6
Central	0	0	0	0	0	0	0	0	0	0	0	0	0	0	0	0	0	0	0	0	0
Volta	0	0	0	0	0	0	0	0	0	0	0	0	0	0	0	0	0	0	0	0	0
Western	0	0	0	0	0	0	0	0	0	0	0	0	0	0	0	0	1	0	0	0	1
Brong Ahafo	0	0	0	0	0	0	0	0	0	0	0	0	0	0	0	0	0	0	0	0	0
Northern	0	0	0	0	0	0	0	0	0	0	0	0	0	0	0	0	0	0	0	0	0
Upper East	0	0	0	0	0	0	0	0	0	0	0	0	0	0	0	0	0	0	0	0	0
Upper West	0	0	0	0	0	0	0	0	0	0	0	0	0	0	0	0	0	0	0	0	0
Total	5	4	1	2	0	4	0	2	1	2	1	4	1	2	4	1	2	1	3	4	44
GRAND TOTAL	12				6				9					9				8			44





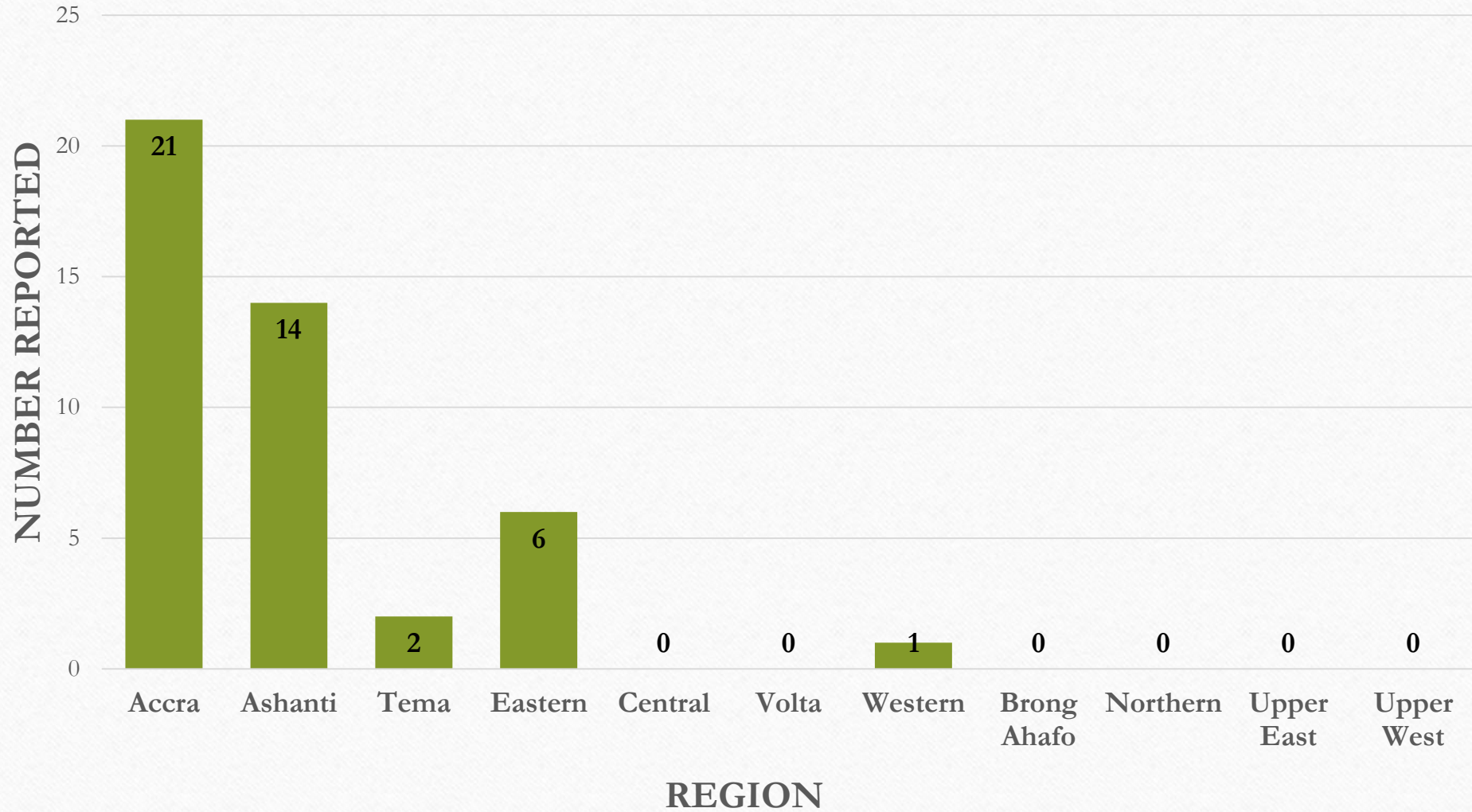
# WEEKLY TREND CAR SNATCHING

NUMBER REPORTED





## REGIONAL DISTRIBUTION CAR JACKING



# STREET ROBBERY 2018



REGION

JANUARY				FEBRUARY				MARCH					APRIL				MAY			TOTAL
2-8 JAN	9-15 JAN	16-22 JAN	23-29 JAN	30 JAN-5 FEB	6-12 FEB	13-19 FEB	20-26 FEB	27 <sup>TH</sup> FEB - 5 <sup>TH</sup> MAR 2018	6-12 MAR 2018	13-19 MAR 2018	20-26 MAR 2018	27 MAR - 2 APR 2018	3 - 9 APR 2018	10 - 16 APR 2018	17 - 23 APR 2018	24-30 APR 2018	1-7 MAY 2018	8 <sup>TH</sup> -14 <sup>TH</sup> MAY 2018	15 <sup>TH</sup> -21 <sup>ST</sup> MAY 2018	



Accra	3	4	5	3	6	6	1	2	0	6	3	9	3	2	4	6	5	3	4	3	78
Ashanti	4	3	4	1	2	4	4	2	1	1	1	3	6	3	3	1	2	0	2	2	48
Tema	0	0	0	1	0	0	0	0	1	0	0	0	0	0	0	1	0	0	0	0	3
Eastern	2	0	1	0	1	1	0	1	0	1	0	0	1	2	1	0	0	0	0	0	11
Central	1	1	0	0	0	1	2	0	0	0	0	1	0	0	0	2	0	0	2	1	11
Volta	0	0	0	0	0	0	0	0	0	0	0	0	0	0	1	1	0	0	0	0	2
Western	0	1	2	0	0	0	0	0	0	0	0	0	0	1	0	1	0	0	0	0	5
Brong Ahafo	0	1	0	0	0	0	0	0	0	0	1	0	0	0	0	0	0	1	0	0	3
Northern	0	0	0	0	0	0	1	0	0	0	0	0	0	0	2	0	0	0	2	0	5
Upper East	0	0	2	0	0	0	0	0	0	0	0	1	1	0	0	0	1	0	0	0	5
Upper West	0	0	0	0	0	0	0	0	0	0	0	0	0	0	0	0	0	1	0	0	1
<b>Total</b>	<b>10</b>	<b>10</b>	<b>14</b>	<b>5</b>	<b>9</b>	<b>12</b>	<b>8</b>	<b>5</b>	<b>2</b>	<b>8</b>	<b>5</b>	<b>12</b>	<b>8</b>	<b>11</b>	<b>10</b>	<b>14</b>	<b>8</b>	<b>7</b>	<b>8</b>	<b>6</b>	<b>172</b>
<b>GRAND TOTAL</b>	<b>39</b>				<b>34</b>				<b>35</b>					<b>43</b>				<b>21</b>			<b>172</b>



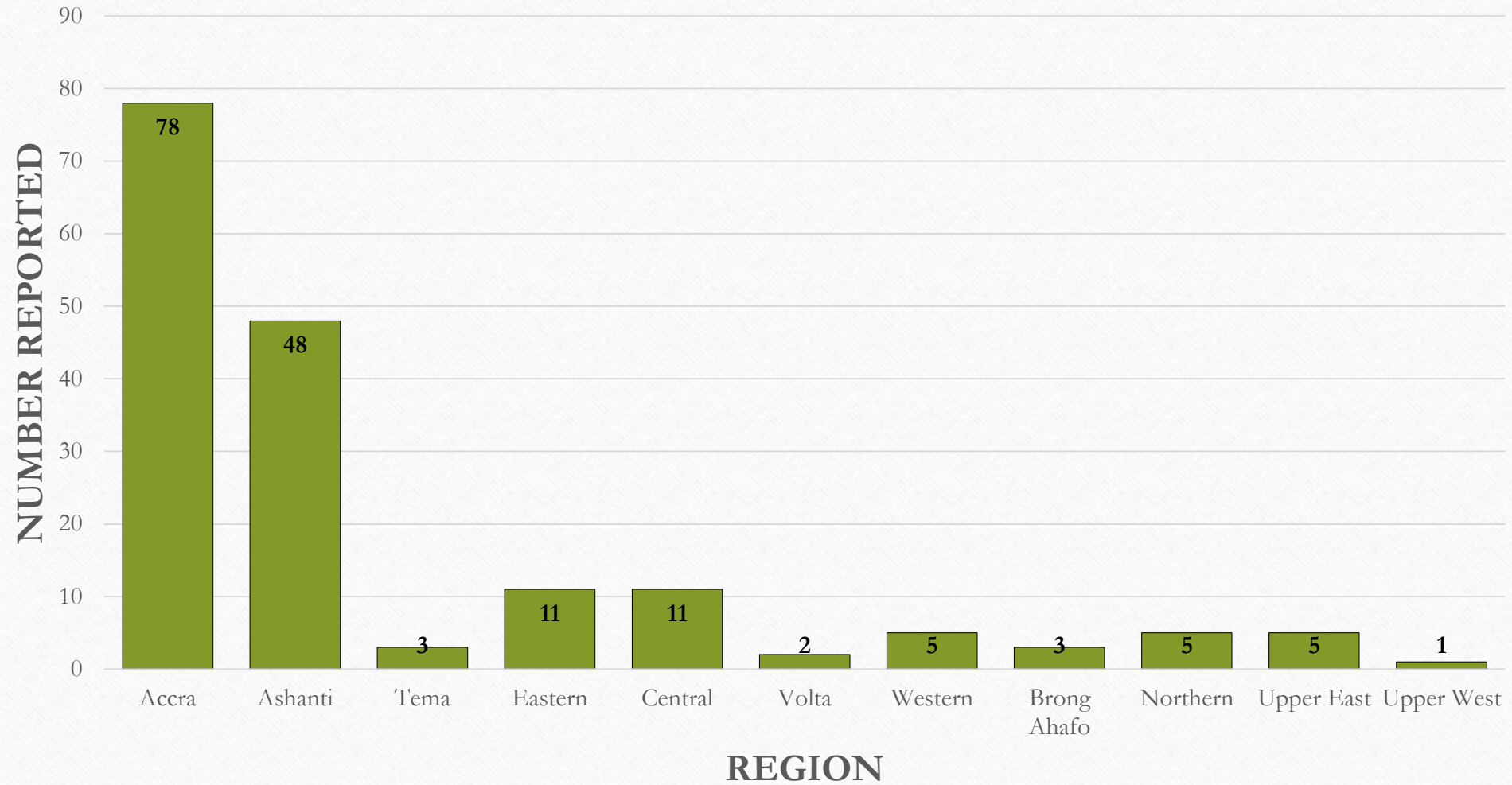


## WEEKLY TREND STREET ROBBERY 2018





## REGIONAL DISTRIBUTION STREET ROBBERY





# RESIDENTIAL ROBBERY 2018



REGION	RESIDENTIAL ROBBERY 2018																				TOTAL
	JANUARY				FEBRUARY				MARCH				APRIL				MAY				
	2-8 JAN	9-15 JAN	16-22 JAN	23-29 JAN	30 JAN-5 FEB	6-12 FEB	13-19 FEB	20-26 FEB	27TH FEB - 5TH MAR 2018	6-12 MAR 2018	13-19 MAR 2018	20-26 MAR 2018	27 MAR - 2 APR 2018	3 - 9 APR 2018	10 - 16 APR 2018	17 - 23 APR 2018	24-30 APR 2018	1-7 MAY 2018	8TH -14TH MAY 2018	15TH-21ST MAY 2018	
Accra	0	0	6	8	5	2	2	5	0	1	2	3	2	2	7	1	2	1	3	1	53
Ashanti	0	0	1	2	0	1	0	2	2	1	3	1	1	1	1	1	1	0	2	2	22
Tema	0	4	1	2	0	0	0	0	0	2	1	2	0	0	1	0	1	1	1	1	17
Eastern	2	0	0	0	2	0	0	2	2	0	0	0	0	1	1	1	1	2	2	1	17
Central	0	2	1	0	1	0	0	0	0	0	0	0	0	0	0	0	2	1	0	4	11
Volta	0	0	0	0	0	0	0	0	0	0	0	0	1	0	0	0	0	0	0	0	1
Western	0	0	0	0	0	0	0	0	0	0	0	0	0	0	0	0	1	0	0	0	1
Brong Ahafo	0	0	0	0	0	0	0	0	0	0	0	0	0	0	0	0	0	0	0	0	0
Northern	0	0	0	0	0	0	0	0	0	0	0	0	0	0	0	0	0	0	0	0	0
Upper East	1	0	0	0	0	0	0	0	0	0	0	0	0	0	0	0	0	0	0	1	2
Upper West	0	0	0	0	0	0	0	0	0	0	0	0	0	0	0	0	0	0	0	0	0
Total	3	6	9	12	8	3	2	9	4	4	6	6	4	4	10	3	8	5	8	10	124
GRAND TOTAL	30				22				24				25				23				124



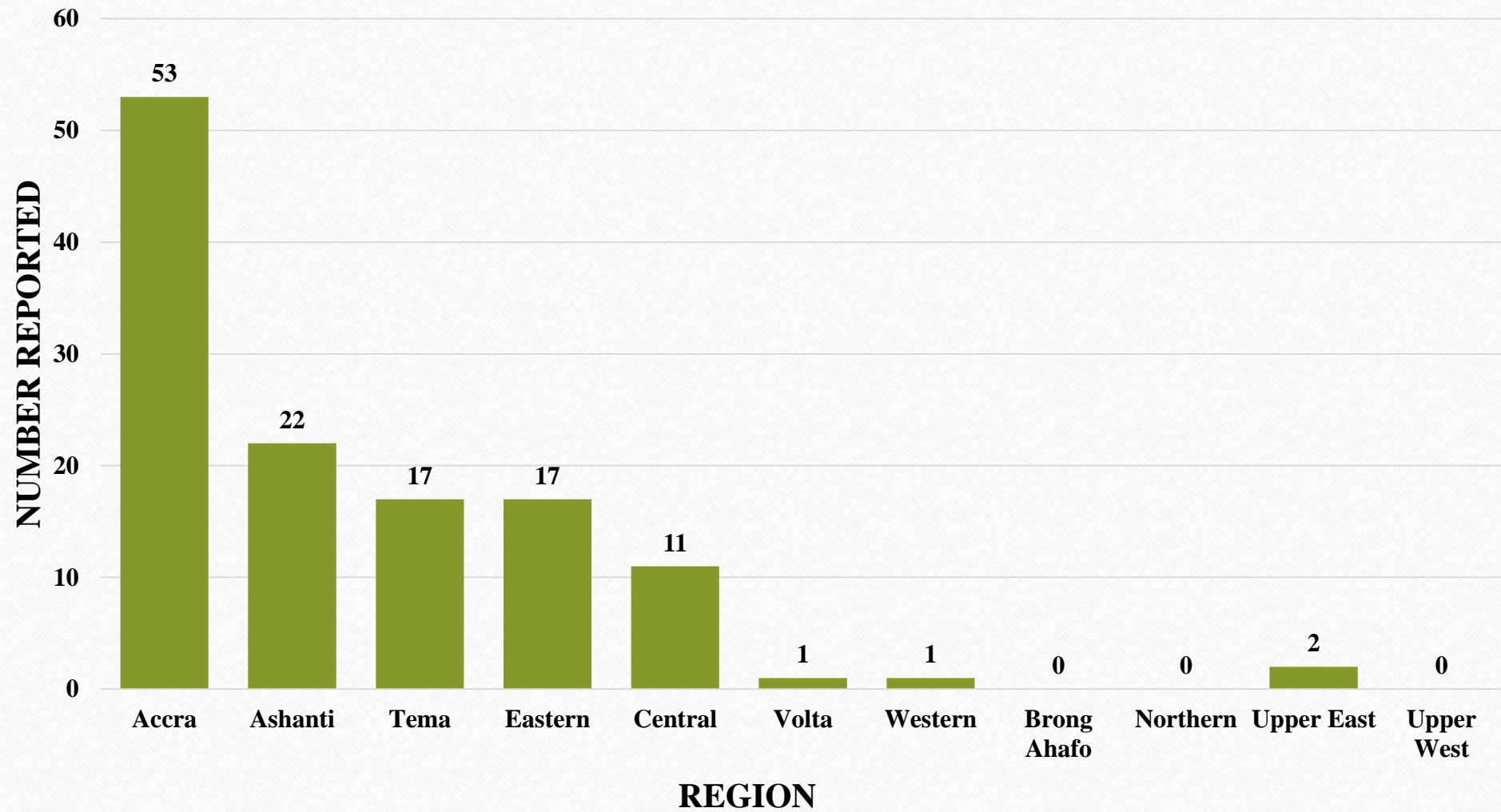


## WEEKLY TREND RESIDENTIAL ROBBERY





## REGIONAL DISTRIBUTION RESIDENTIAL ROBBERY



# WORKPLACE ROBBERY 2018



**REGION**

JANUARY				FEBRUARY				MARCH					APRIL				MAY		
2-8 JAN	9-15 JAN	16-22 JAN	23-29 JAN	30 JAN-5 FEB	6-12 FEB	13-19 FEB	20-26 FEB	27 <sup>TH</sup> FEB - 5 <sup>TH</sup> MAR 2018	6-12 MAR 2018	13-19 MAR 2018	20-26 MAR 2018	27 MAR - 2 APR 2018	3 - 9 APR 2018	10 - 16 APR 2018	17 - 23 APR 2018	24-30 APR 2018	1-7 MAY 2018	8 <sup>TH</sup> -14 <sup>TH</sup> MAY 2018	15 <sup>TH</sup> -21 <sup>ST</sup> MAY 2018

**TOTAL**



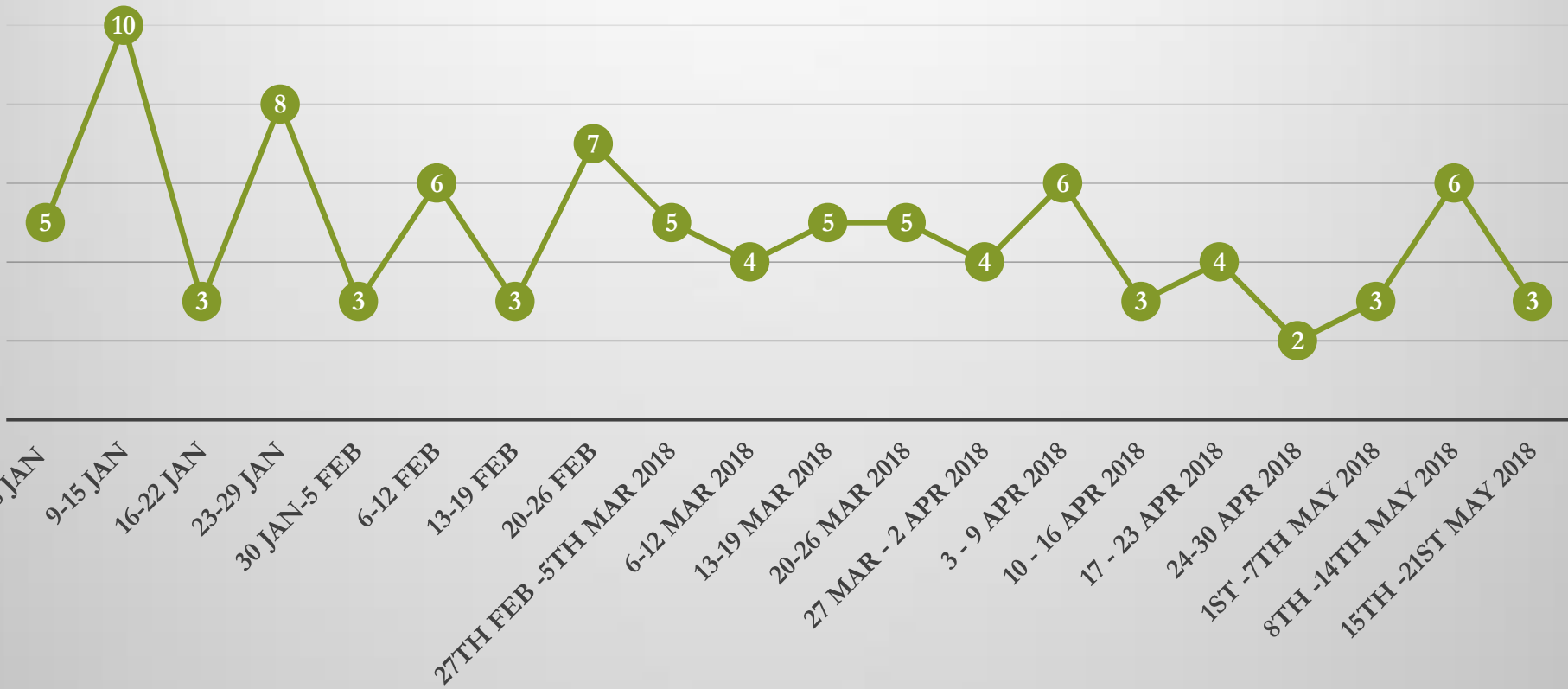
Accra	0	5	0	2	2	2	1	2	3	2	2	1	2	2	2	1	1	3	1	2	36
Ashanti	4	2	2	2	0	3	0	2	1	1	2	2	0	2	0	0	0	0	3	1	27
Tema	0	0	0	1	0	1	1	1	0	0	0	0	0	1	0	1	0	0	0	0	6
Eastern	1	0	0	0	0	0	1	0	1	1	1	1	2	1	0	0	0	0	0	0	9
Central	0	2	0	0	1	0	0	1	0	0	0	0	0	0	1	0	0	0	1	0	6
Volta	0	0	0	0	0	0	0	0	0	0	0	1	0	0	0	0	0	0	0	0	1
Western	0	0	1	1	0	0	0	0	0	0	0	0	0	0	0	1	1	0	1	0	5
Brong Ahafo	0	0	0	0	0	0	0	0	0	0	0	0	0	0	0	0	0	0	0	0	0
Northern	0	0	0	2	0	0	0	0	0	0	0	0	0	0	0	0	0	0	0	0	2
Upper East	0	1	0	0	0	0	0	0	0	0	0	0	0	0	0	1	0	0	0	0	2
Upper West	0	0	0	0	0	0	0	1	0	0	0	0	0	0	0	0	0	0	0	0	1
Total	5	10	3	8	3	6	3	7	5	4	5	5	4	6	3	4	2	3	6	3	95
<b>GRAND TOTAL</b>	<b>26</b>				<b>19</b>				<b>23</b>					<b>15</b>				<b>12</b>			<b>95</b>





## WEEKLY TREND WORKPLACE ROBBERY

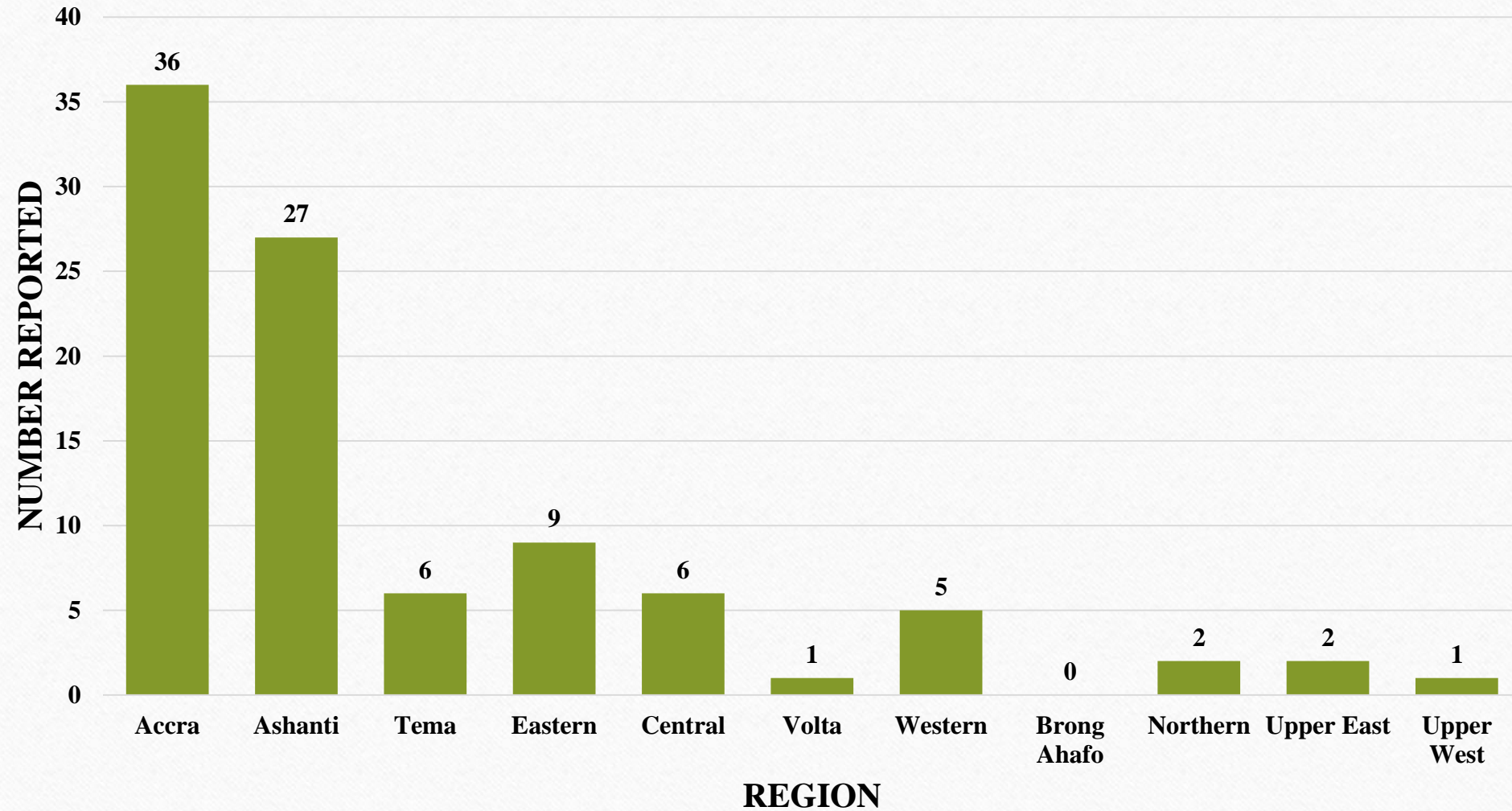
NUMBER REPORTED



WEEK



## REGIONAL DISTRIBUTION WORKPLACE ROBBERY





# HIGHWAY ROBBERY 2018

REGION	HIGHWAY ROBBERY 2018																				TOTAL
	JANUARY				FEBRUARY				MARCH					APRIL				MAY			
	2-8 JAN	9-15 JAN	16-22 JAN	23-29 JAN	30 JAN-5 FEB	6-12 FEB	13-19 FEB	20-26 FEB	27 <sup>TH</sup> FEB - 5 <sup>TH</sup> MAR 2018	6-12 MAR 2018	13-19 MAR 2018	20-26 MAR 2018	27 MAR - 2 APR 2018	3 - 9 APR 2018	10 - 16 APR 2018	17 - 23 APR 2018	24-30 APR 2018	1-7 MAY 2018	8 <sup>TH</sup> -14 <sup>TH</sup> MAY 2018	15 <sup>TH</sup> -21 <sup>ST</sup> MAY 2018	
Accra	0	0	1	1	0	0	0	0	0	0	0	0	0	0	0	0	0	0	0	1	3
Ashanti	0	0	2	1	0	0	0	4	0	0	0	0	1	0	1	1	0	0	1	1	12
Tema	0	0	0	0	0	0	0	0	0	0	0	0	0	0	0	1	0	0	0	0	1
Eastern	0	0	0	1	1	0	0	0	0	0	0	2	0	0	1	0	1	0	0	0	6
Central	2	1	0	0	0	1	0	0	0	0	0	0	0	0	0	0	1	0	0	0	5
Volta	0	0	0	0	0	0	0	0	0	0	0	0	0	0	0	1	1	0	0	0	2
Western	0	0	0	0	1	0	0	1	0	1	0	1	0	0	0	0	0	0	0	0	4
Brong Ahafo	0	1	1	0	0	0	1	0	0	0	0	0	0	0	1	0	0	1	0	0	5
Northern	0	0	0	0	0	0	0	0	0	0	0	0	1	0	0	0	0	0	0	0	1
Upper East	0	0	0	0	0	1	0	0	0	0	0	0	0	0	0	1	0	1	1	0	4
Upper West	1	2	0	0	1	0	0	0	0	0	0	0	1	1	0	0	0	0	0	0	6
Total	3	4	4	3	3	2	1	5	0	1	0	3	3	1	3	4	3	2	2	2	49
<b>GRAND TOTAL</b>	<b>14</b>				<b>11</b>				<b>7</b>					<b>11</b>				<b>6</b>			<b>49</b>







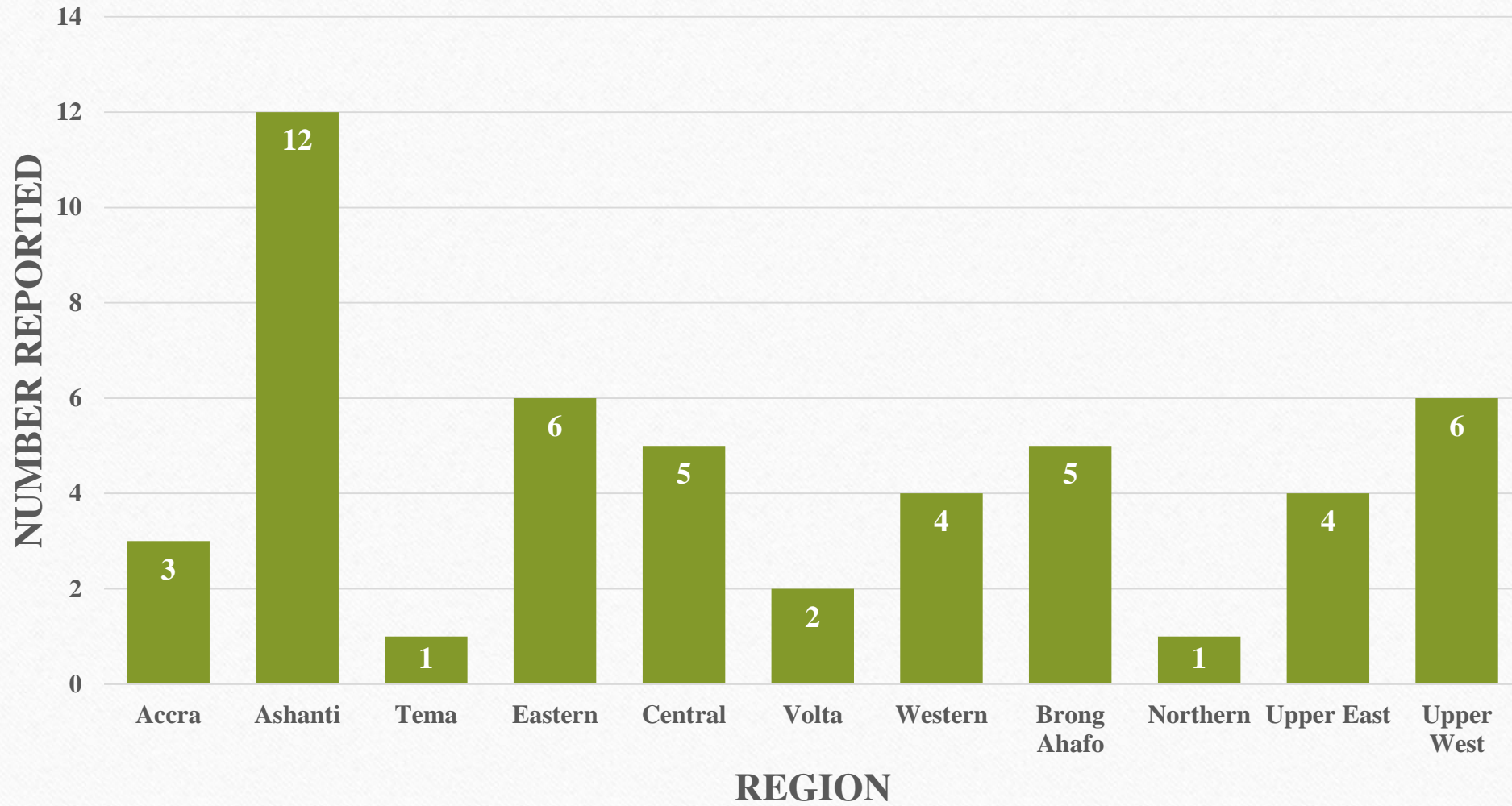
# WEEKLY TREND HIGHWAY ROBBERY

NUMBER REPORTED





## REGIONAL DISTRIBUTION HIGHWAY ROBBERY





# **Comparison of crime distribution over a four year period (Jan-May 2015-2018)**



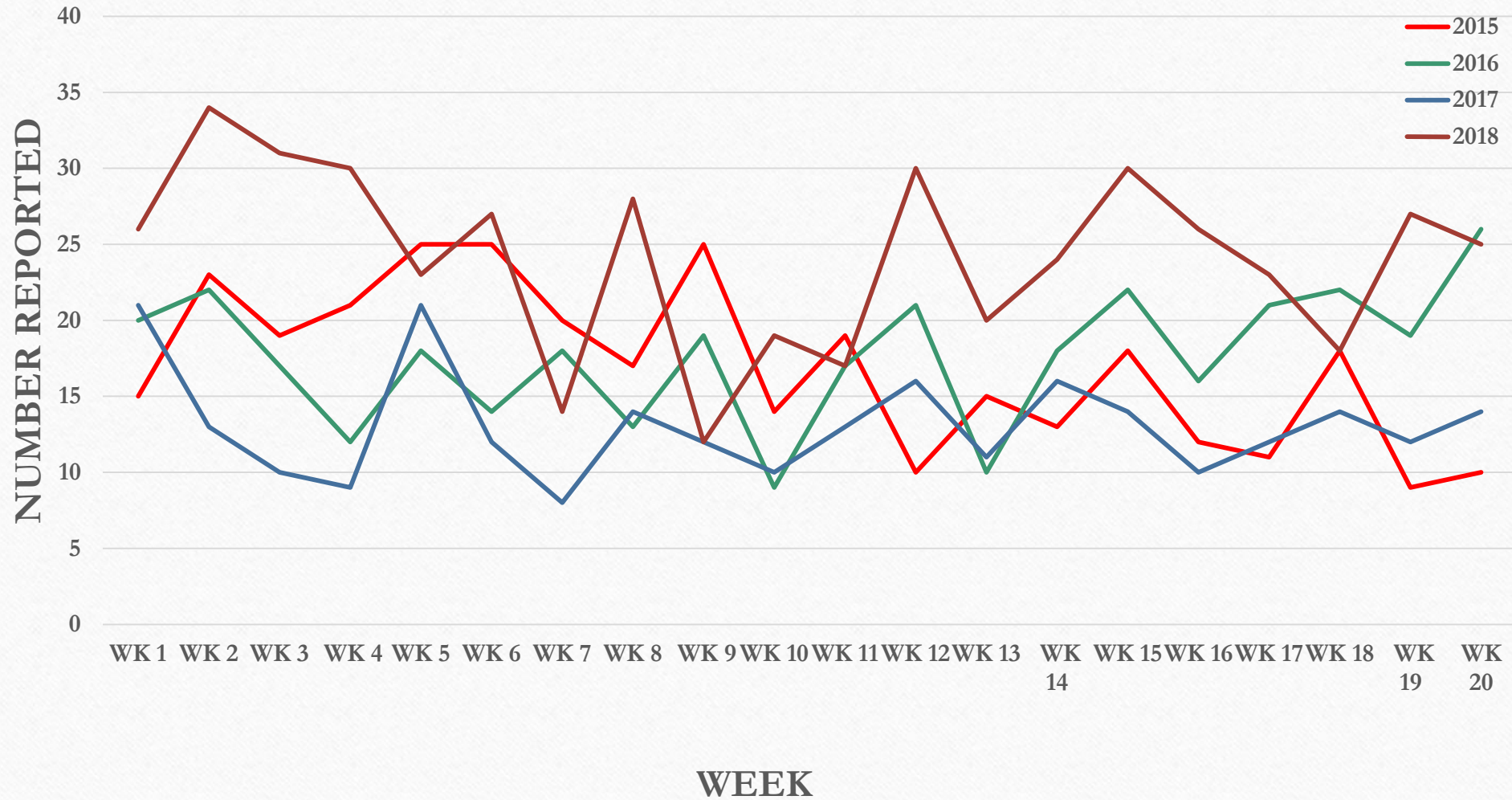


## WEEKLY TREND OF ROBBERY OVER FOUR YEAR PERIOD (2015 -2018)

YEAR	WK 1	WK 2	WK 3	WK 4	WK 5	WK 6	WK 7	WK 8	WK 9	WK 10	WK 11	WK 12	WK 13	WK 14	WK 15	WK 16	WK 17	WK 18	WK 19	WK 20
2015	15	23	19	21	25	25	20	17	25	14	19	10	15	13	18	12	11	18	9	10
2016	20	22	17	12	18	14	18	13	19	9	17	21	10	18	22	16	21	22	19	26
2017	21	13	10	9	21	12	8	14	12	10	13	16	11	16	14	10	12	14	12	14
2018	26	34	31	30	23	27	14	28	12	19	17	30	20	24	30	26	23	18	27	25

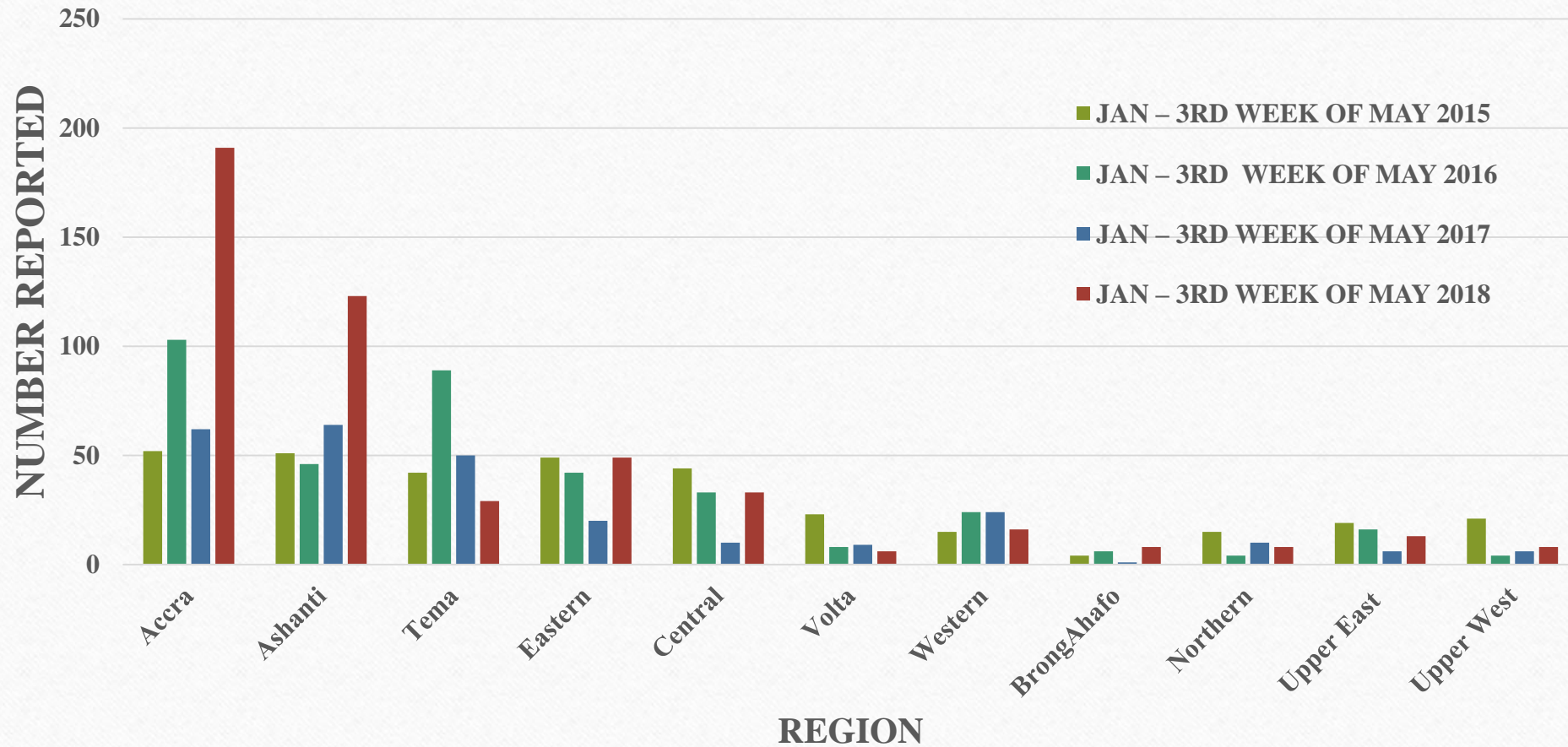


## WEEKLY TREND OF ROBBERY OVER FOUR YEAR PERIOD (JAN - 3RD WEEK OF MAY) 2015 - 2018





## REGIONAL DISRIBUTION OF ROBBERY JAN-3RD WEEK OF MAY OVER 4 YEAR PERIOD







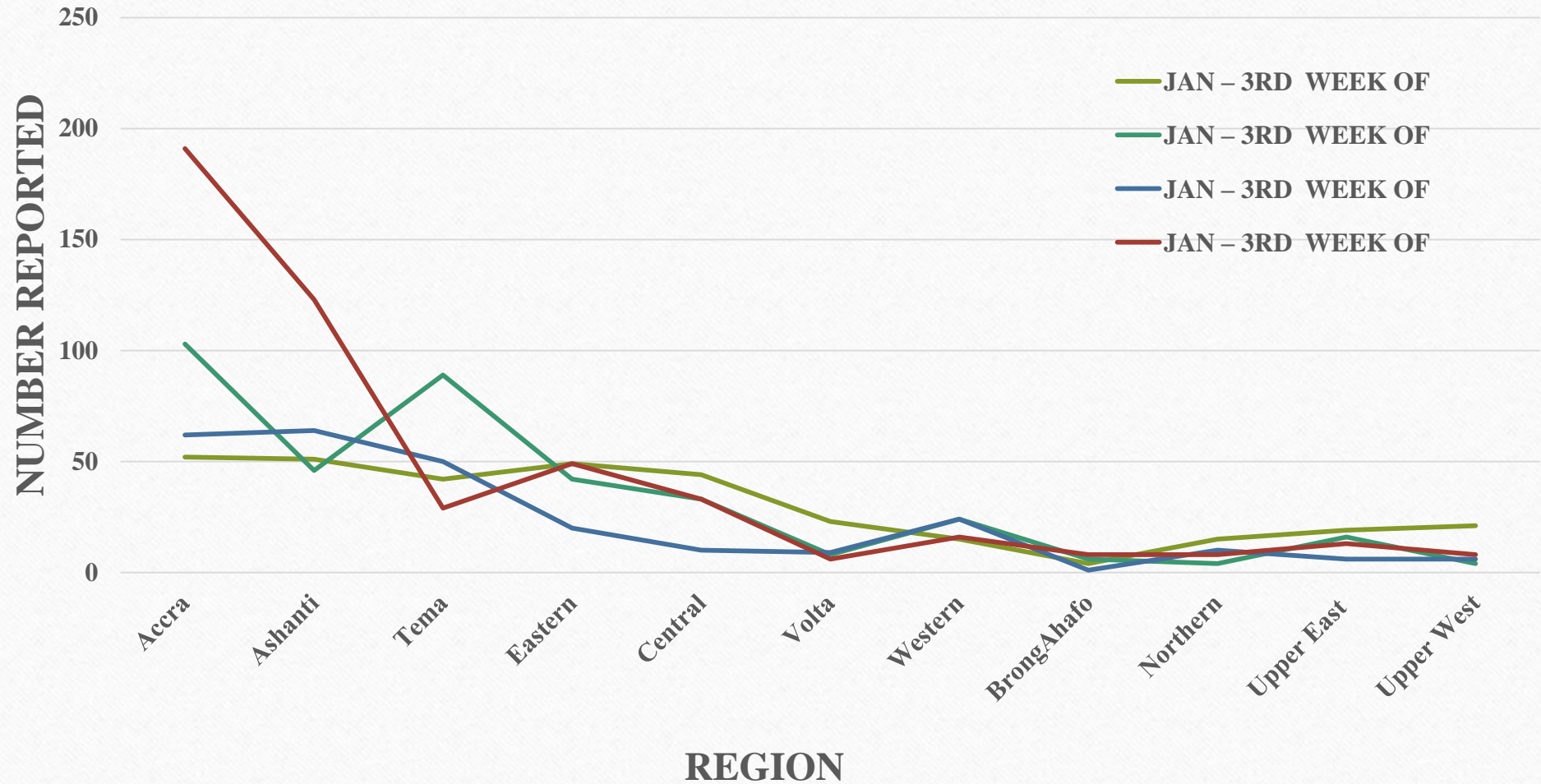
# ANALYSIS



- On the aggregate, 2018 recorded the highest number of Robbery as against the previous years over the same period of time.
- From a regional point of view, it is clear that records of robbery is highly skewed toward Accra and Ashanti regions.
- As far as other regions are concerned, on the average there is a declining trend across the four- year period under review.
- It has been observed that the high record of robberies in recent times may be due to effective and efficient means of reporting crime in recent times by the adoption of contemporary and more efficient technology.



## SUMMARY OF ROBBERY STATISTICS JAN - 3RD WEEK OF MAY OVER 4 YEAR PERIOD





## SUMMARY OF ROBBERY STATISTICS

### JAN TO 3<sup>RD</sup> WEEK OF MAY OVER 4 YEAR PERIOD 2015-2018

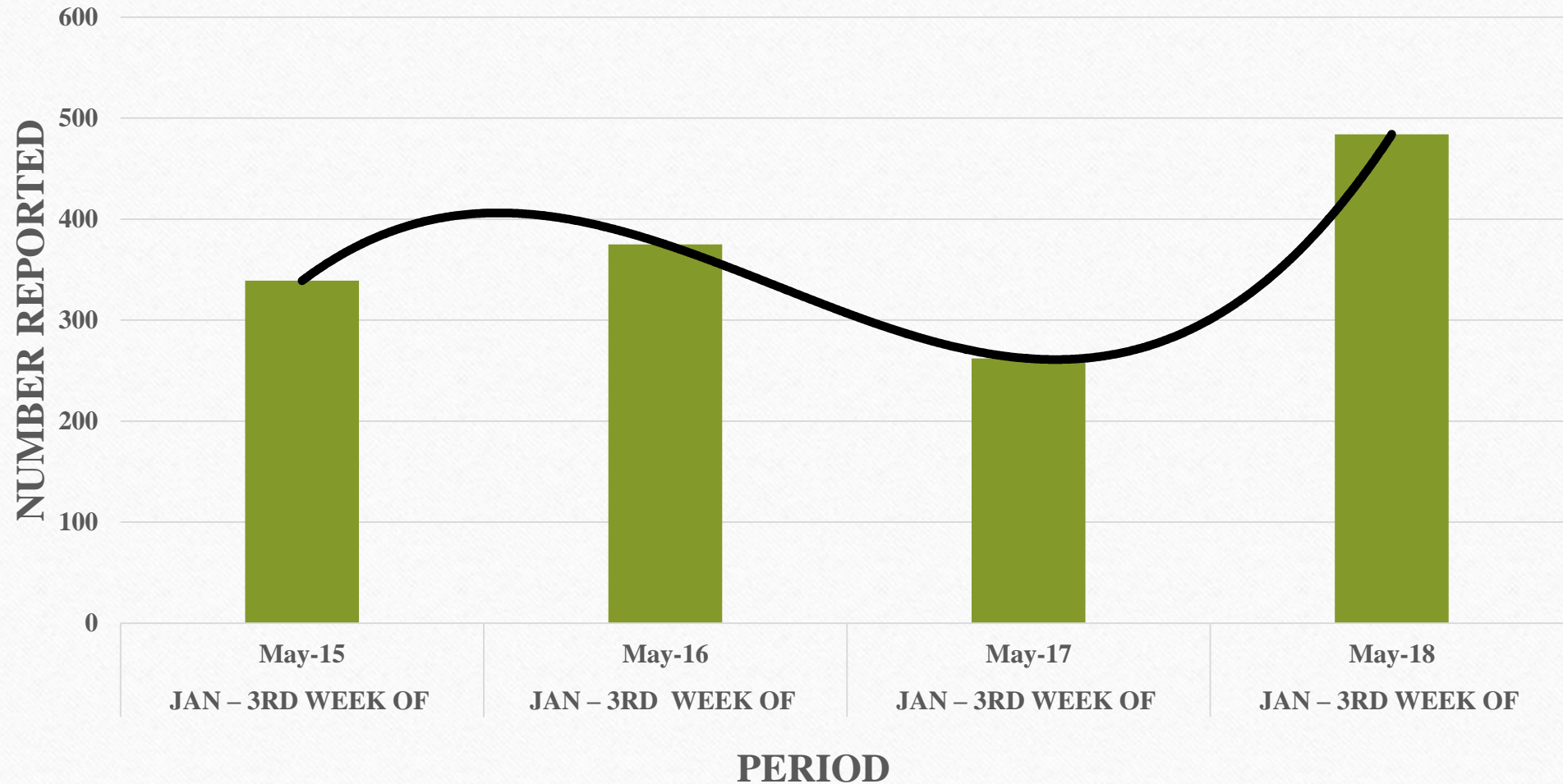


REGION	JAN – 3 <sup>RD</sup> WEEK OF MAY 2015	JAN – 3 <sup>RD</sup> WEEK OF MAY 2016	JAN – 3 <sup>RD</sup> WEEK OF MAY 2017	JAN – 3 <sup>RD</sup> WEEK OF MAY 2018
Accra	52	103	62	191
Ashanti	51	46	64	123
Tema	42	89	50	29
Eastern	49	42	20	49
Central	44	33	10	33
Volta	23	8	9	6
Western	15	24	24	16
BrongAhafo	4	6	1	8
Northern	15	4	10	8
Upper East	19	16	6	13
Upper West	21	4	6	8
<b>TOTAL</b>	<b>339</b>	<b>375</b>	<b>262</b>	<b>484</b>





# MONTHLY OVERVIEW AND TREND OF ROBBERY JANUARY TO THE 3RD WEEK OF MAY OVER 4 YEAR PERIOD (2015-2018)



# DEFILEMENT 2018



**REGION**

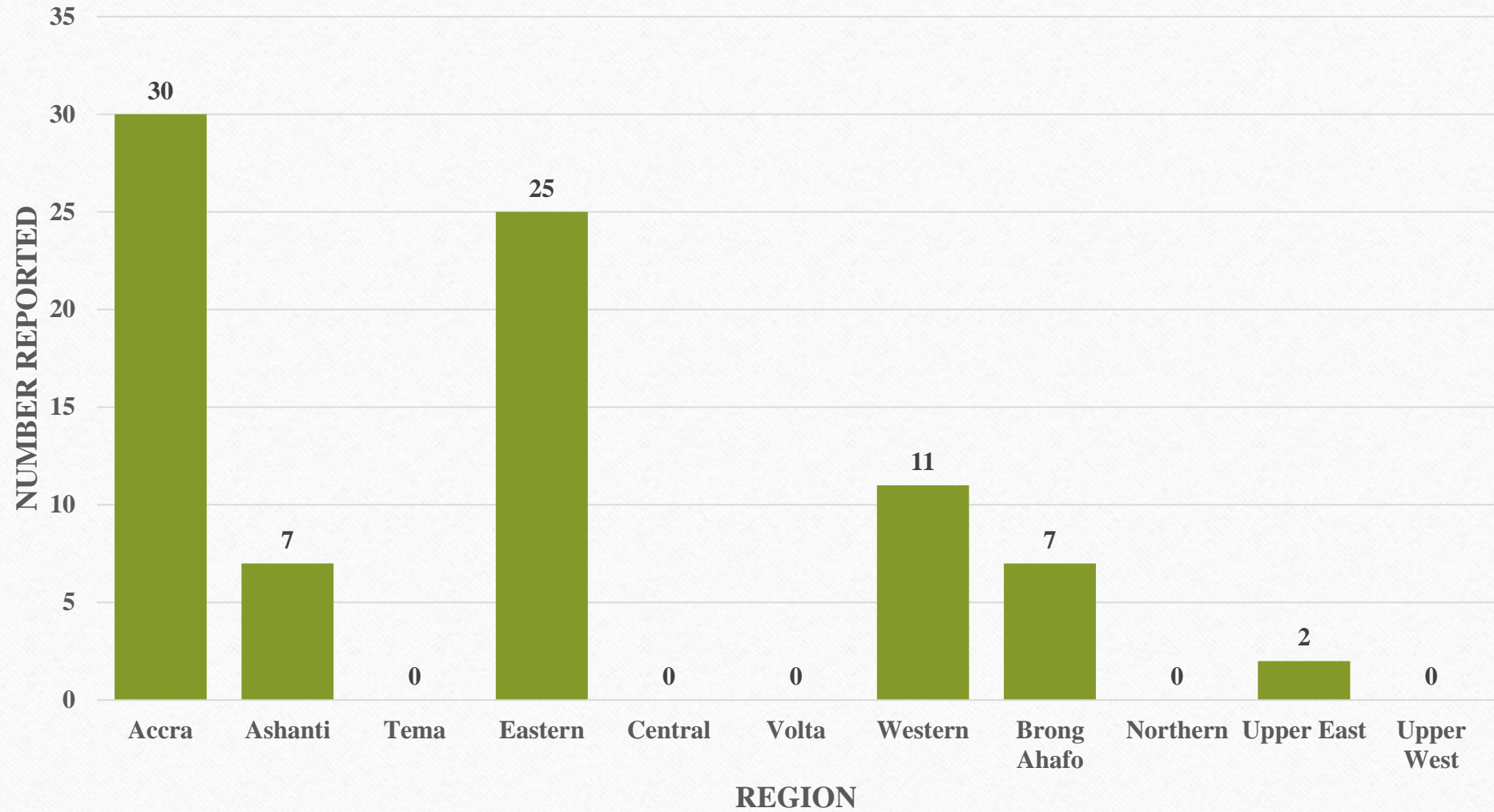
REGION	JANUARY				FEBRUARY				MARCH					APRIL				MAY			TOTAL
	2-8 JAN	9-15 JAN	16-22 JAN	23-29 JAN	30 JAN-5 FEB	6-12 FEB	13-19 FEB	20-26 FEB	27 <sup>TH</sup> FEB - 5 <sup>TH</sup> MAR 2018	6-12 MAR 2018	13-19 MAR 2018	20-26 MAR 2018	27 MAR - 2 APR 2018	3 - 9 APR 2018	10 - 16 APR 2018	17 - 23 APR 2018	24-30 APR 2018	1-7 MAY 2018	8 <sup>TH</sup> -14 <sup>TH</sup> MAY 2018	15 <sup>TH</sup> -21 <sup>ST</sup> MAY 2018	

Accra	0	0	0	0	1	0	2	2	4	2	1	2	1	2	3	0	0	3	3	4	30
Ashanti	0	0	2	0	1	0	0	3	0	0	0	0	0	0	1	0	0	0	0	0	7
Tema	0	0	0	0	0	0	0	0	0	0	0	0	0	0	0	0	0	0	0	0	0
Easter n	0	0	6	0	3	0	1	1	1	2	3	0	1	1	1	1	3	0	1	0	25
Centra l	0	0	0	0	0	0	0	0	0	0	0	0	0	0	0	0	0	0	0	0	0
Volta	0	0	0	0	0	0	0	0	0	0	0	0	0	0	0	0	0	0	0	0	0
Wester n	0	0	0	3	1	1	0	1	1	0	0	0	0	1	0	0	1	0	1	1	11
Brong Ahafo	0	1	1	0	0	1	0	0	0	0	1	0	1	0	0	0	0	0	1	1	7
Northe rn	0	0	0	0	0	0	0	0	0	0	0	0	0	0	0	0	0	0	0	0	0
Upper East	1	0	0	0	0	0	0	0	0	0	0	0	0	0	0	0	0	0	0	1	2
Upper West	0	0	0	0	0	0	0	0	0	0	0	0	0	0	0	0	0	0	0	0	0
Total	1	1	9	3	6	2	3	7	6	4	5	2	3	4	5	1	4	3	6	7	82
<b>GRAN D TOTA L</b>	<b>14</b>				<b>18</b>				<b>20</b>					<b>14</b>				<b>16</b>			<b>82</b>





## REGIONAL DISTRIBUTION DEFILEMENT





# RAPE 2018



REGION

JANUARY				FEBRUARY				MARCH					APRIL				MAY			TOTAL
2-8 JAN	9-15 JAN	16-22 JAN	23-29 JAN	30 JAN-5 FEB	6-12 FEB	13-19 FEB	20-26 FEB	27 <sup>TH</sup> FEB - 5 <sup>TH</sup> MAR 2018	6-12 MAR 2018	13-19 MAR 2018	20-26 MAR 2018	27 MAR - 2 APR 2018	3 - 9 APR 2018	10 - 16 APR 2018	17 - 23 APR 2018	24-30 APR 2018	1-7 MAY 2018	8 <sup>TH</sup> -14 <sup>TH</sup> MAY 2018	15 <sup>TH</sup> -21 <sup>ST</sup> MAY 2018	

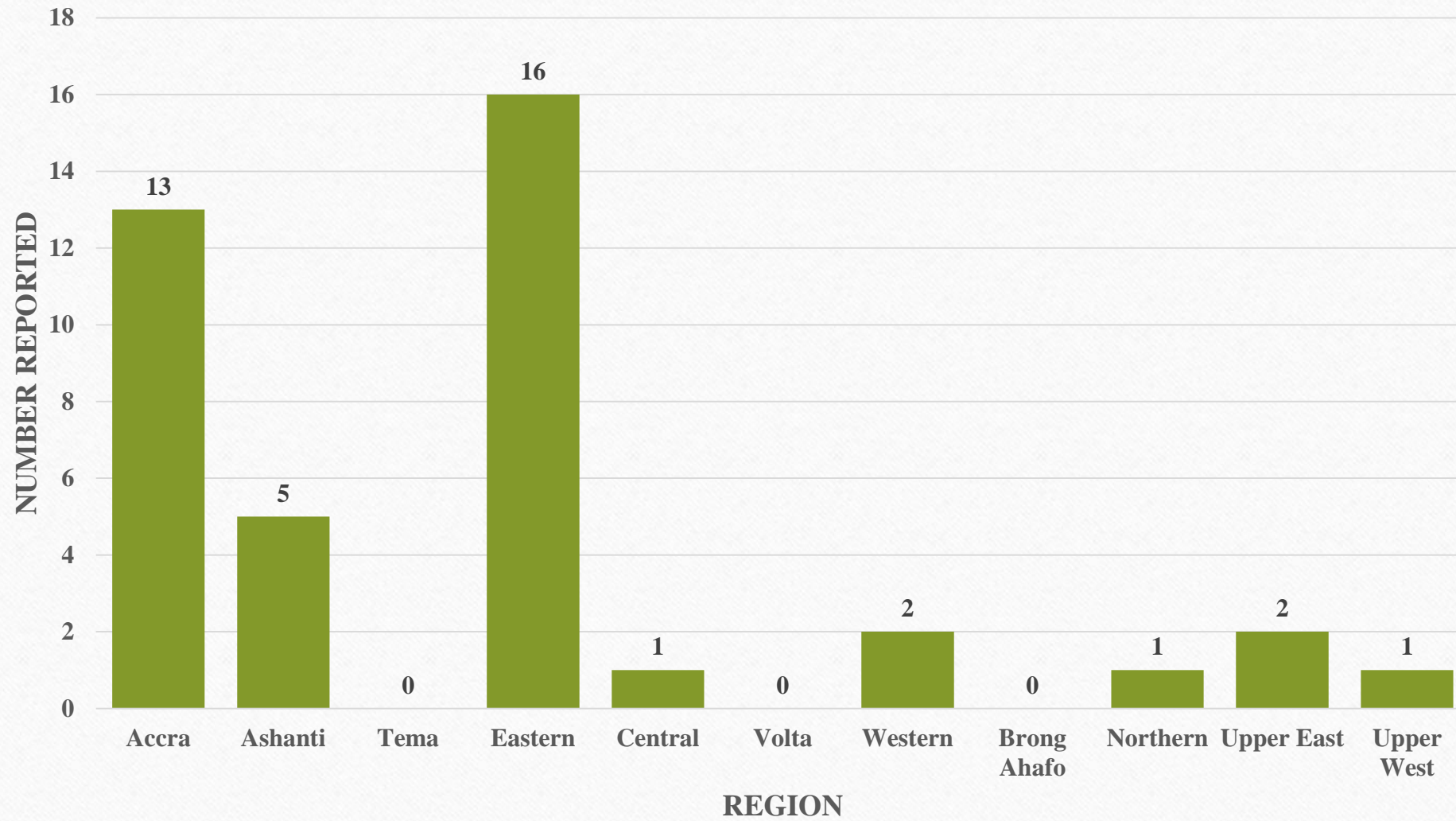


Accra	0	1	2	1	0	0	0	0	0	1	1	0	0	0	1	1	0	1	3	1	13
Ashanti	0	0	0	0	1	0	1	0	0	1	0	0	1	0	0	0	0	1	0	0	5
Tema	0	0	0	0	0	0	0	0	0	0	0	0	0	0	0	0	0	0	0	0	0
Eastern	0	0	3	0	0	1	2	1	1	3	0	1	0	1	1	0	0	0	2	0	16
Central	0	0	0	0	0	0	1	0	0	0	0	0	0	0	0	0	0	0	0	0	1
Volta	0	0	0	0	0	0	0	0	0	0	0	0	0	0	0	0	0	0	0	0	0
Western	0	0	0	0	0	1	0	0	0	0	0	1	0	0	0	0	0	0	0	0	2
Brong Ahafo	0	0	0	0	0	0	0	0	0	0	0	0	0	0	0	0	0	0	0	0	0
Northern	0	0	0	0	1	0	0	0	0	0	0	0	0	0	0	0	0	0	0	0	1
Upper East	0	1	0	0	0	0	0	0	0	0	0	0	1	0	0	0	0	0	0	0	2
Upper West	0	0	0	0	0	0	0	0	0	0	0	0	0	0	0	0	1	0	0	1	
Total	0	2	5	1	2	2	4	1	1	5	1	2	1	2	2	1	0	3	5	1	41

GRAND TOTAL	8				9				10					5				9			41
-------------	---	--	--	--	---	--	--	--	----	--	--	--	--	---	--	--	--	---	--	--	----



## REGIONAL DISTRIBUTION RAPE



# MURDER 2018



**REGION**

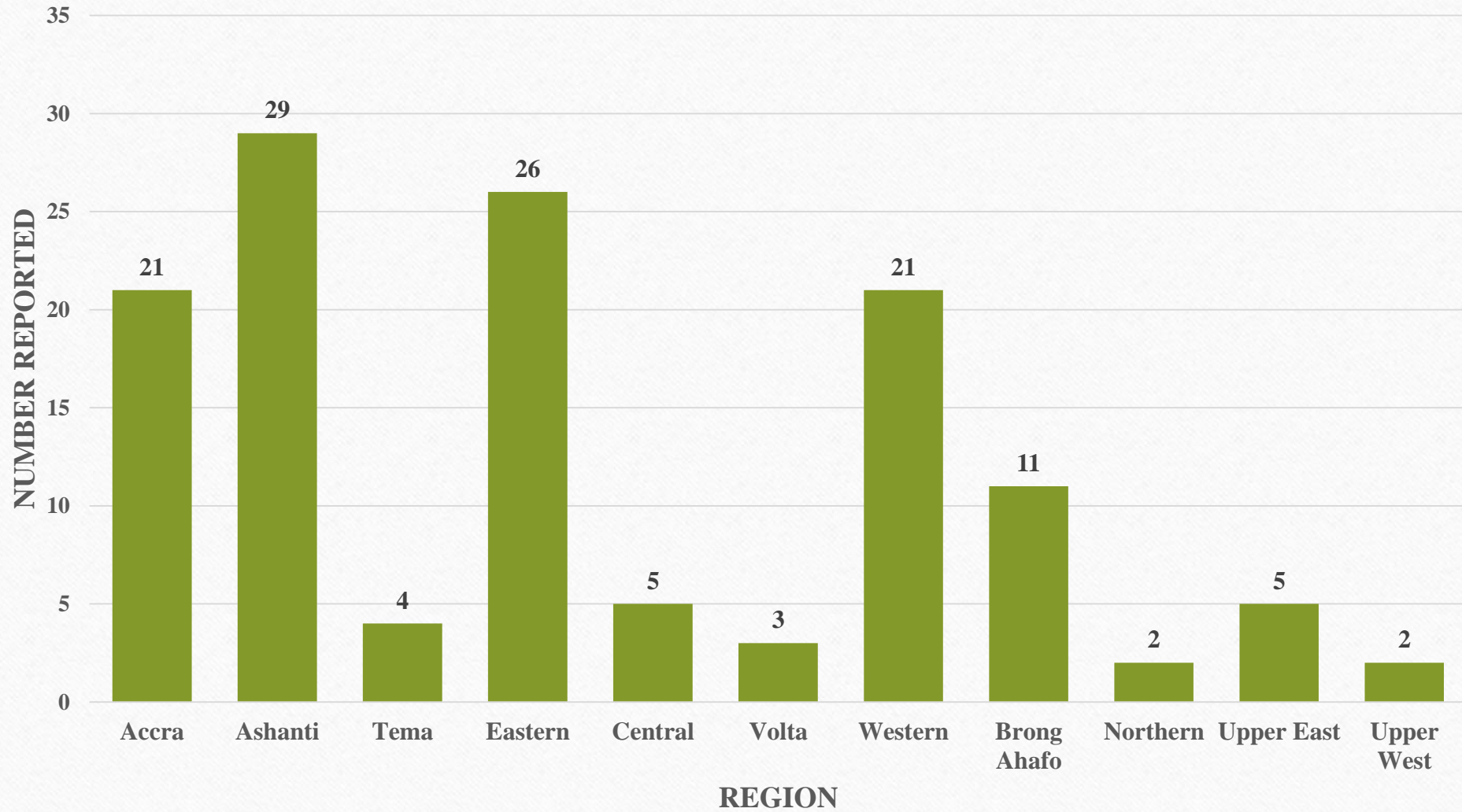
REGION	JANUARY				FEBRUARY				MARCH					APRIL				MAY			TOTAL
	2-8 JAN	9-15 JAN	16-22 JAN	23-29 JAN	30 JAN-5 FEB	6-12 FEB	13-19 FEB	20-26 FEB	27 <sup>TH</sup> FEB - 5 <sup>TH</sup> MAR 2018	6-12 MAR 2018	13-19 MAR 2018	20-26 MAR 2018	27 MAR - 2 APR 2018	3 - 9 APR 2018	10 - 16 APR 2018	17 - 23 APR 2018	24-30 APR 2018	1-7 MAY 2018	8 <sup>TH</sup> -14 <sup>TH</sup> MAY 2018	15 <sup>TH</sup> -21 <sup>ST</sup> MAY 2018	
Accra	4	0	0	1	1	0	0	0	2	0	2	1	0	3	0	3	1	0	2	1	21
Ashanti	0	1	1	1	2	2	2	1	1	2	1	2	1	0	2	1	5	1	2	1	29
Tema	1	1	1	0	0	0	0	0	0	0	0	0	0	0	0	0	0	1	0	0	4
Eastern	3	2	2	0	0	0	1	1	0	0	1	0	1	3	6	0	2	1	2	1	26
Central	2	0	0	0	0	0	0	0	0	0	0	0	0	0	0	1	1	1	0	0	5
Volta	0	0	0	0	0	1	1	0	0	0	0	0	0	0	0	0	1	0	0	0	3
Western	1	0	1	0	0	2	1	2	1	1	1	1	1	1	0	3	1	2	1	1	21
Brong Ahafo	0	0	2	0	0	1	1	0	0	0	1	0	2	0	0	1	1	0	1	1	11
Northern	0	1	0	0	0	0	0	0	0	0	0	0	0	0	1	0	0	0	0	0	2
Upper East	0	0	0	0	0	0	1	0	0	0	0	0	0	0	1	0	1	1	1	0	5
Upper West	0	0	0	1	0	0	0	0	0	0	0	0	0	0	0	0	0	0	0	1	2
<b>Total</b>	<b>11</b>	<b>5</b>	<b>7</b>	<b>3</b>	<b>3</b>	<b>6</b>	<b>7</b>	<b>4</b>	<b>4</b>	<b>3</b>	<b>6</b>	<b>4</b>	<b>5</b>	<b>7</b>	<b>10</b>	<b>9</b>	<b>13</b>	<b>7</b>	<b>9</b>	<b>6</b>	<b>129</b>
<b>GRAND TOTAL</b>	<b>26</b>				<b>20</b>				<b>22</b>					<b>39</b>				<b>22</b>			<b>129</b>







## REGIONAL DISTRIBUTION MURDER



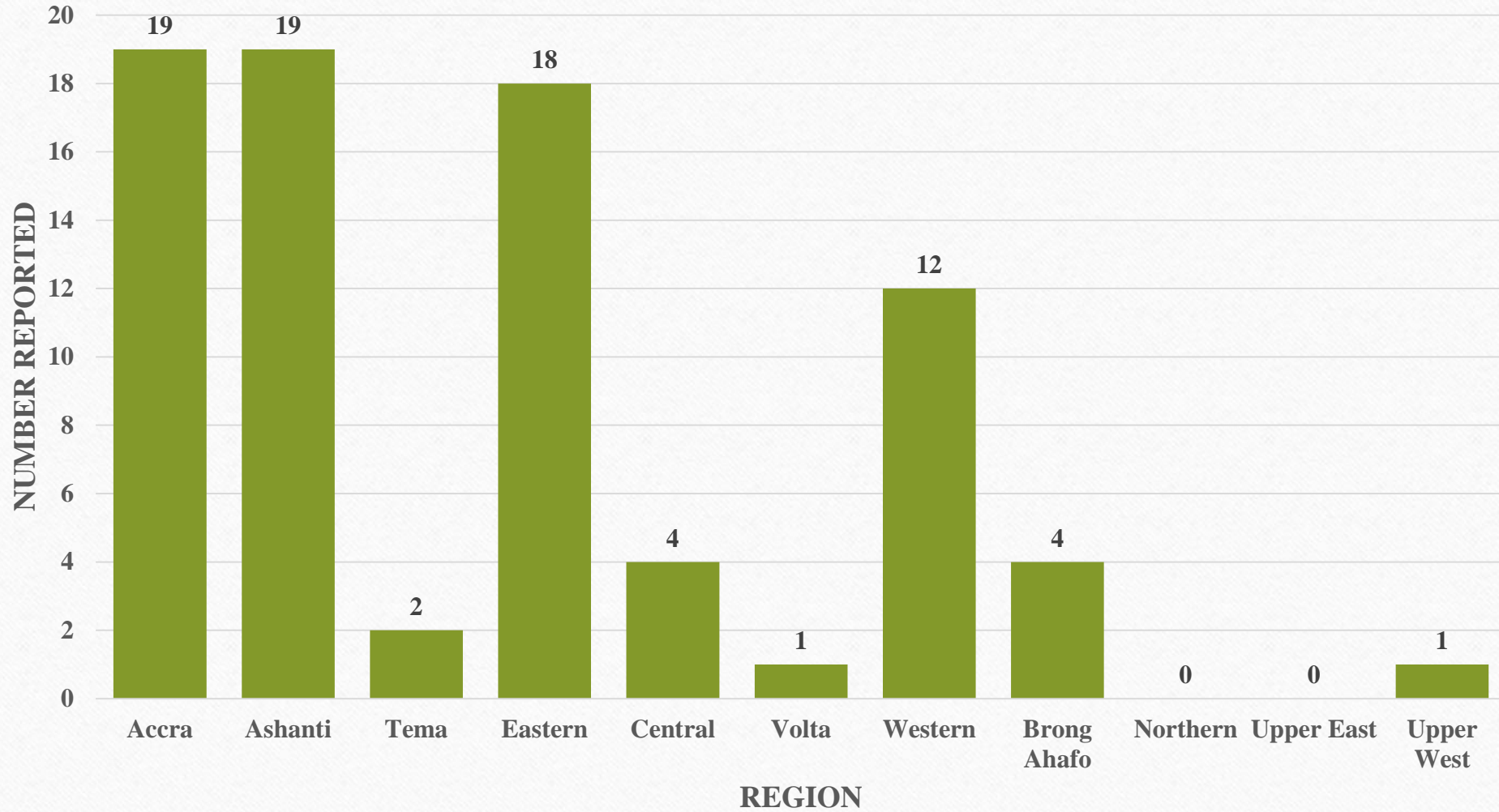
# NARCOTICS 2018



REGION	NARCOTICS 2018																				TOTAL
	JANUARY				FEBRUARY				MARCH					APRIL				MAY			
	2-8 JAN	9-15 JAN	16-22 JAN	23-29 JAN	30 JAN-5 FEB	6-12 FEB	13-19 FEB	20-26 FEB	27 <sup>TH</sup> FEB - 5 <sup>TH</sup> MAR 2018	6-12 MAR 2018	13-19 MAR 2018	20-26 MAR 2018	27 MAR - 2 APR 2018	3 - 9 APR 2018	10 - 16 APR 2018	17 - 23 APR 2018	24-30 APR 2018	1-7 MAY 2018	8 <sup>TH</sup> -14 <sup>TH</sup> MAY 2018	15 <sup>TH</sup> -21 <sup>ST</sup> MAY 2018	
Accra	0	0	3	2	0	1	1	1	0	2	3	1	1	1	2	0	1	0	0	0	19
Ashanti	0	1	1	1	4	1	1	1	0	2	1	0	0	0	0	0	1	1	0	4	19
Tema	0	0	0	0	0	1	0	0	0	0	0	0	1	0	0	0	0	0	0	0	2
Eastern	0	2	1	0	1	2	0	2	2	1	3	1	0	1	0	0	0	0	1	1	18
Central	0	0	0	0	2	0	0	0	0	0	1	0	0	0	0	1	0	0	0	0	4
Volta	0	0	0	0	0	0	0	0	0	0	0	1	0	0	0	0	0	0	0	0	1
Western	0	0	0	0	2	1	0	0	1	0	1	0	0	0	7	0	0	0	0	0	12
Brong Ahafo	1	0	0	0	0	0	0	0	0	0	0	0	0	0	0	0	0	3	0	0	4
Northern	0	0	0	0	0	0	0	0	0	0	0	0	0	0	0	0	0	0	0	0	0
Upper East	0	0	0	0	0	0	0	0	0	0	0	0	0	0	0	0	0	0	0	0	0
Upper West	0	0	0	0	0	0	0	0	0	0	0	0	0	0	0	0	0	0	0	1	1
<b>Total</b>	<b>1</b>	<b>3</b>	<b>5</b>	<b>3</b>	<b>9</b>	<b>6</b>	<b>2</b>	<b>4</b>	<b>3</b>	<b>5</b>	<b>9</b>	<b>3</b>	<b>2</b>	<b>2</b>	<b>9</b>	<b>1</b>	<b>2</b>	<b>4</b>	<b>1</b>	<b>6</b>	<b>80</b>
<b>GRAND TOTAL</b>	<b>12</b>				<b>21</b>				<b>22</b>					<b>14</b>				<b>11</b>			<b>80</b>



## REGIONAL DISTRIBUTION NARCOTICS







REGION	HUMAN TRAFFICKING 2018				
	JAN	FEB	MAR	APR	TOTAL
Accra	0	0	4	2	6
Ashanti	0	0	0	0	0
Tema	0	0	1	0	1
Eastern	0	0	0	0	0
Central	0	0	0	0	0
Volta	1	1	0	0	2
Western	0	0	0	0	0
Brong Ahafo	0	0	0	0	0
Northern	0	0	0	0	0
Upper East	0	0	0	0	0
Upper West	0	0	0	0	0
<b>Total</b>	<b>1</b>	<b>1</b>	<b>5</b>	<b>2</b>	<b>9</b>



### GENDER ANALYSIS OF RESCUE MISSIONS 2017

TOTAL RESCUED	FEMALES RESCUED	MALES RESCUED
339	122	217

### CHILD TRAFFICKING ANALYSIS 2017

TOTAL RESCUED	CHILDREN RESCUED	ADULTS RESCUED
339	190	149

### NATIONALS RESCUED 2017

TOTAL RESCUED	FOREIGN NATIONALS	GHANAIAN NATIONALS
339	12	327



# CONCLUSION

- Judging from the crime trend the slight increase in the 2018 figures has been mainly as a result of a more effective collection and management of crime database.
- To effectively manage the crime situation periodic intelligence-led swoops, proactive collaborative patrols of both the plain-clothed and our uniformed counterparts are embarked upon.
- Going forward as part of our proactive measures to combat crime Intelligence Units which hitherto existed only at the CID hqrs is now being replicated at the various regional hqrs, with the first one established at the Accra hqrs. The purpose is to detect and foil crime before they are committed.
- Again Drug Law Enforcement Units, with the assistance of UNODC, are also being established in the Northern, Volta, Eastern and Brong Ahafo regions. The offices in Ashanti and Western Regions have already been established. This unit is to effectively fight and manage drug-related offences.
- All these measures are to ensure that the incidence of crime within the country is brought to its lowest ebb.



